

Prosecco DOC UK Round, 5-7 July 2019

Results Race

Laps 20 = 80,460 Km - Time of Race 30'32.271 - Avg. 158,086 km/h

Pos	Grid	No.	Rider	Nat	Team	Bike	Class	LL	Gap	Rel.	Fastest Lap	Speed	Qualifying	Speed
1	4	16	J. CLUZEL	FRA	GMT94 YAMAHA	Yamaha YZF R6		20			1'31.091	246,2	1'31.862	237,0
2	1	64	F. CARICASULO	ITA	BARDAHL Evan Bros. WorldSSP Team	Yamaha YZF R6		20	0.114	0.114	1'30.850	246,7	1'31.092	240,1
3	2	44	L. MAHIAS	FRA	Kawasaki Puccetti Racing	Kawasaki ZX-6R		20	0.436	0.322	1'30.940	242,8	1'31.812	233,9
4	11	21	R. KRUMMENACHER	SUI	BARDAHL Evan Bros. WorldSSP Team	Yamaha YZF R6		20	0.804	0.368	1'30.904	247,3	1'32.434	237,5
5	3	3	R. DE ROSA	ITA	MV AGUSTA Reparto Corse	MV Agusta F3 675		20	10.717	9.913	1'31.201	245,6	1'31.849	240,1
6	15	36	T. GRADINGER	AUT	Kallio Racing	Yamaha YZF R6		20	13.723	3.006	1'31.511	248,4	1'32.713	239,1
7	13	14	J. KENNEDY	IRL	Appleyard Macadam Integro	Yamaha YZF R6		20	14.024	0.301	1'31.739	244,5	1'32.642	236,4
8	12	94	C. PEROLARI	FRA	GMT94 YAMAHA	Yamaha YZF R6		20	15.479	1.455	1'31.691	245,6	1'32.627	237,0
9	5	2	B. JONES	GBR	Appleyard Macadam Integro	Yamaha YZF R6		20	19.013	3.534	1'31.488	242,8	1'31.908	233,9
10	6	86	A. BADOVINI	ITA	Team Pedercini Racing	Kawasaki ZX-6R		20	24.841	5.828	1'31.996	243,4	1'31.908	232,4
11	14	56	P. SEBESTYEN	HUN	CIA Landlord Insurance Honda	Honda CBR600RR		20	35.462	10.621	1'32.349	243,9	1'32.684	238,0
12	16	47	R. HARTOG	NED	Team Hartog - Against Cancer	Kawasaki ZX-6R		20	39.450	3.988	1'32.699	243,9	1'33.189	234,9
13	7	78	H. OKUBO	JPN	Kawasaki Puccetti Racing	Kawasaki ZX-6R		20	41.770	2.320	1'32.117	246,7	1'32.078	239,6
14	24	74	J. VAN SIKKELERUS	NED	MPM WILSport Racedays	Honda CBR600RR		20	42.519	0.749	1'32.928	240,1		232,4
15	9	38	H. SOOMER	EST	MPM WILSport Racedays	Honda CBR600RR		20	45.568	3.049	1'31.327	241,2	1'32.187	235,9
16	20	30	G. VAN STRAALLEN	NED	EAB Racing Team	Kawasaki ZX-6R		20	47.608	2.040	1'33.096	242,8	1'34.970	235,9
17	22	4	C. STANGE	GER	GEMAR - Ciociaria Corse WorldSSP Team	Honda CBR600RR		20	51.413	3.805	1'33.343	241,2	1'35.546	229,4
18	19	22	F. FULIGNI	ITA	MV AGUSTA Reparto Corse	MV Agusta F3 675		20	51.936	0.523	1'33.406	243,4	1'34.963	237,0
19	21	10	N. CALERO	ESP	Orelac Racing VerdNatura	Kawasaki ZX-6R		20	52.252	0.316	1'33.178	243,9	1'35.247	232,4
20	25	66	A. TOLEDO	ESP	MS Racing	Yamaha YZF R6		20	53.103	0.851	1'33.494	241,2		229,4
21	18	95	J. DANILO	FRA	CIA Landlord Insurance Honda	Honda CBR600RR		20	59.031	5.928	1'33.091	242,8	1'34.845	236,4
22	8	32	I. VINALES	ESP	Kallio Racing	Yamaha YZF R6		20	1'00.901	1.870	1'31.445	244,5	1'32.180	238,0
23	23	53	G. SCONZA	ITA	GEMAR - Ciociaria Corse WorldSSP Team	Honda CBR600RR		20	1'28.368	27.467	1'34.700	239,6	1'36.479	230,9
-----Not Classified-----														
RET	10	11	K. SMITH	GBR	Team Pedercini Racing	Kawasaki ZX-6R	ESS	9	11 Laps		1'32.263	245,6	1'32.267	235,9
RET	26	40	A. GYORFI	HUN	Team Toth	Yamaha YZF R6		1	19 Laps			233,4		227,0
RET	17	84	L. CRESSON	BEL	Kallio Racing	Yamaha YZF R6		0				248,4	1'33.701	237,5

AIR	Humidity:	56%	Temp:	18°C
TRACK	Condition:	Dry	Temp:	36°C

Records	Pole (QP)	2015	K.Sofuoglu	1'29.925	161,05 Km/h
	Race (RC)	2015	J.Cluzel	1'30.425	160,16 Km/h
	All Times (QP)	2015	K.Sofuoglu	1'29.925	161,05 Km/h
Race Fastest Lap		Lap 17	F.Caricasulo	1'30.850	159,41 Km/h

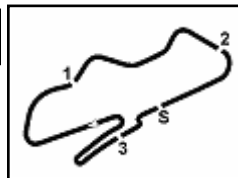
No.	Rider	From	To	Laps	Total
64	F. CARICASULO	1	2	2	2
44	L. MAHIAS	3	13	11	11
16	J. CLUZEL	14	20	7	7

No.	Rider	Laps
21	R. KRUMMENACHER	50
64	F. CARICASULO	26
44	L. MAHIAS	4
16	J. CLUZEL	3
36	T. GRADINGER	3
3	R. DE ROSA	1
74	J. VAN SIKKELERUS	1

Start 07/07/2019 12:15 End 12:47 The results are provisional until the end of the time limit for protests and appeals and the completion of the technical checks.

These data/results cannot be reproduced, stored and/or transmitted in whole or in part by any manner of electronic, mechanical, photocopying, recording, broadcasting or otherwise now known or herein after developed without the previous express consent by the copyright owner, except for reproduction in daily press and regular printed publications on sale to the public within 60 days of the event related to those data/results and always provided that copyright symbol appears together as follows below.

© DORNA WSBK ORGANIZATION Srl 2019



Prosecco DOC UK Round, 5-7 July 2019

Results Race

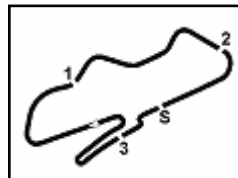
Race Highlights

Time	No. Rider	Description
12.12.53		Warm-up Lap Start
12.15.27		Start
12.16.03		No Jump Start
12.16.59	84 Cresson	Crashed - Turn 10
12.17.07	40 Gyorfi	Crashed - Turn 12
12.17.29	40 Gyorfi	Re-joined
12.17.36	40 Gyorfi	Entered Pits
12.17.55	84 Cresson	Out
12.18.07	84 Cresson	Medical Centre
12.20.26	40 Gyorfi	Retired
12.21.58	32 Vinales	Crashed - Turn 1
12.22.17	32 Vinales	Re-joined
12.26.23	4 Stange	On the Gravel - Re-Joined - Turn 10
12.30.16	11 Smith	Technical Problem - Turn 8
12.31.02	95 Danilo	On Asphalt - Re-Joined - Turn 11
12.31.18	11 Smith	Not Actively Competing
12.31.41	11 Smith	Out
12.35.19		2/3 of Race Distance Completed
12.36.03	53 Sconza	On the Gravel - Re-Joined - Turn 10
12.45.50	38 Soomer	Crashed - Turn 10
12.46.09	38 Soomer	Re-joined
12.47.26		End Of Session

07/07/2019 Start End The results are provisional until the end of the time limit for protests and appeals and the completion of the technical checks.

These data/results cannot be reproduced, stored and/or transmitted in whole or in part by any manner of electronic, mechanical, photocopying, recording, broadcasting or otherwise now known or herein after developed without the previous express consent by the copyright owner, except for reproduction in daily press and regular printed publications on sale to the public within 60 days of the event related to those data/results and always provided that copyright symbol appears together as follows below.

© DORNA WSBK ORGANIZATION Srl 2019



Donington Park 4.023 m

1 / 4

Prosecco DOC UK Round, 5-7 July 2019

Lap Chart Race

	Lap																			
	1	2	3	4	5	6	7	8	9	10	11	12	13	14	15	16	17	18	19	20
1	64	64	44	44	44	44	44	44	44	44	44	44	44	16	16	16	16	16	16	16
2	44	44	16	16	16	16	16	16	16	16	16	16	16	44	44	64	64	64	64	64
3	16	16	64	64	64	64	64	64	64	64	64	64	64	64	64	44	44	44	44	44
4	2	2	2	2	2	3	3	3	21	21	21	21	21	21	21	21	21	21	21	21
5	78	78	32	32	3	2	2	21	3	3	3	3	3	3	3	3	3	3	3	3
6	32	38	38	38	38	38	21	2	2	2	38	38	38	38	38	38	38	38	38	36
7	38	32	3	3	94	21	38	38	38	38	2	2	2	2	36	36	36	36	36	14
8	3	3	94	94	21	94	36	36	36	36	36	36	36	36	2	2	14	14	14	94
9	94	94	78	21	36	36	94	14	14	14	14	14	14	14	14	14	94	94	94	2
10	21	21	21	36	14	14	14	94	94	94	94	94	94	94	94	2	2	2	2	86
11	14	14	36	78	78	11	11	11	11	86	86	86	86	86	86	86	86	86	86	56
12	36	36	14	14	11	86	86	86	86	78	78	56	56	56	56	56	56	56	56	47
13	11	11	11	11	86	78	78	78	78	56	56	78	78	78	78	47	47	47	47	78
14	56	86	86	86	56	56	56	56	56	47	47	47	47	47	47	78	78	78	78	74
15	86	56	56	56	47	47	47	47	47	74	74	74	74	74	74	74	74	74	74	38
16	47	47	47	47	74	74	74	74	74	30	30	30	30	30	30	30	30	30	30	30
17	30	95	95	30	30	30	95	95	95	10	10	10	10	10	10	22	22	22	22	4
18	95	30	30	95	95	95	30	30	30	66	66	66	66	22	22	4	4	4	22	22
19	4	4	4	74	22	22	10	10	10	22	22	22	22	4	4	10	10	10	10	10
20	74	74	74	22	10	10	66	66	66	4	4	4	4	66	66	66	66	66	66	66
21	22	22	22	10	4	4	22	22	22	95	95	95	95	95	95	95	95	95	95	95
22	66	10	10	66	66	66	4	4	4	53	53	32	32	32	32	32	32	32	32	32
23	10	66	66	4	53	53	53	53	53	32	32	53	53	53	53	53	53	53	53	53
24	53	53	53	53	32	32	32	32	32											
25	40																			

Final Result		
1	16 J. CLUZEL	Laps 20
2	64 F. CARICASULO	0.114
3	44 L. MAHIAS	0.436
4	21 R. KRUMMENACHER	0.804
5	3 R. DE ROSA	10.717
6	36 T. GRADINGER	13.723
7	14 J. KENNEDY	14.024
8	94 C. PEROLARI	15.479
9	2 B. JONES	19.013
10	86 A. BADOVINI	24.841
11	56 P. SEBESTYEN	35.462
12	47 R. HARTOG	39.450
13	78 H. OKUBO	41.770
14	74 J. VAN SIKKELERUS	42.519
15	38 H. SOOMER	45.568
16	30 G. VAN STRAALEN	47.608
17	4 C. STANGE	51.413
18	22 F. FULIGNI	51.936
19	10 N. CALERO	52.252
20	66 A. TOLEDO	53.103
21	95 J. DANILO	59.031
22	32 I. VINALES	1'00.901
23	53 G. SCONZA	1'28.368
RET	84 L. CRESSON	
RET	11 K. SMITH	11 Laps
RET	40 A. GYORFI	19 Laps

07/07/2019

These data/results cannot be reproduced, stored and/or transmitted in whole or in part by any manner of electronic, mechanical, photocopying, recording, broadcasting or otherwise now known or herein after developed without the previous express consent by the copyright owner, except for reproduction in daily press and regular printed publications on sale to the public within 60 days of the event related to those data/results and always provided that copyright symbol appears together as follows below.

© DORNA WSBK ORGANIZATION Srl 2019

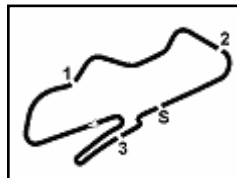
FICR PERUGIA TIMING



Official Tyre Supplier



Official Timekeeper



Donington Park 4.023 m

Prosecco DOC UK Round, 5-7 July 2019
Lap Chart Race
2 / 4
Lap 1

1	64	F.Caricasulo	1'35.275
2	44	L.Mahias	0.498
3	16	J.Cluzel	0.718
4	2	B.Jones	1.199
5	78	H.Okubo	1.549
6	32	I.Vinales	1.709
7	38	H.Soomer	1.932
8	3	R.De Rosa	2.257
9	94	C.Perolari	2.468
10	21	R.Krummenacher	3.040
11	14	J.Kennedy	3.251
12	36	T.Gradinger	3.404
13	11	K.Smith	3.687
14	56	P.Sebestyen	3.833
15	86	A.Badovini	3.989
16	47	R.Hartog	4.073
17	30	G.van Straalen	4.544
18	95	J.Danilo	4.727
19	4	C.Stange	5.075
20	74	J.van Sikkelerus	5.436
21	22	F.Fuligni	6.014
22	66	A.Toledo	6.321
23	10	N.Calero	6.619
24	53	G.Sconza	7.064
25	40	A.Gyorfi	43.253

Lap 2

1	64	F.Caricasulo	3'07.528
2	44	L.Mahias	0.363
3	16	J.Cluzel	0.524
4	2	B.Jones	1.022
5	78	H.Okubo	1.413
6	38	H.Soomer	1.603
7	32	I.Vinales	1.828
8	3	R.De Rosa	2.109
9	94	C.Perolari	2.428
10	21	R.Krummenacher	2.666
11	14	J.Kennedy	3.172
12	36	T.Gradinger	3.438
13	11	K.Smith	3.765
14	86	A.Badovini	4.074
15	56	P.Sebestyen	4.565
16	47	R.Hartog	5.002
17	95	J.Danilo	5.896
18	30	G.van Straalen	6.141
19	4	C.Stange	6.800
20	74	J.van Sikkelerus	7.091
21	22	F.Fuligni	7.425
22	10	N.Calero	7.630
23	66	A.Toledo	8.067
24	53	G.Sconza	9.738

Lap 3

1	44	L.Mahias	4'39.382
2	16	J.Cluzel	0.537
3	64	F.Caricasulo	0.776
4	2	B.Jones	1.240
5	32	I.Vinales	1.965
6	38	H.Soomer	2.337
7	3	R.De Rosa	2.576
8	94	C.Perolari	2.717
9	78	H.Okubo	3.062
10	21	R.Krummenacher	3.243
11	36	T.Gradinger	3.505
12	14	J.Kennedy	3.656
13	11	K.Smith	4.219
14	86	A.Badovini	4.692
15	56	P.Sebestyen	5.211
16	47	R.Hartog	6.406
17	95	J.Danilo	8.056
18	30	G.van Straalen	8.323
19	4	C.Stange	8.587
20	74	J.van Sikkelerus	8.861

21	22	F.Fuligni	9.359
22	10	N.Calero	9.645
23	66	A.Toledo	9.986
24	53	G.Sconza	12.698

Lap 4

1	44	L.Mahias	6'10.604
2	16	J.Cluzel	0.529
3	64	F.Caricasulo	0.912
4	2	B.Jones	1.506
5	32	I.Vinales	2.188
6	38	H.Soomer	2.442
7	3	R.De Rosa	2.703
8	94	C.Perolari	3.224
9	21	R.Krummenacher	3.614
10	36	T.Gradinger	3.992
11	78	H.Okubo	4.386
12	14	J.Kennedy	4.575
13	11	K.Smith	5.260
14	86	A.Badovini	5.646
15	56	P.Sebestyen	6.338
16	47	R.Hartog	8.519
17	30	G.van Straalen	10.348
18	95	J.Danilo	10.654
19	74	J.van Sikkelerus	10.959
20	22	F.Fuligni	11.759
21	10	N.Calero	12.185
22	66	A.Toledo	12.325
23	4	C.Stange	12.527
24	53	G.Sconza	16.176

Lap 5

1	44	L.Mahias	7'41.757
2	16	J.Cluzel	0.467
3	64	F.Caricasulo	0.726
4	2	B.Jones	2.231
5	3	R.De Rosa	3.114
6	38	H.Soomer	3.372
7	94	C.Perolari	3.762
8	21	R.Krummenacher	3.904
9	36	T.Gradinger	4.637
10	14	J.Kennedy	5.209
11	78	H.Okubo	6.373
12	11	K.Smith	6.575
13	86	A.Badovini	6.968
14	56	P.Sebestyen	7.568
15	47	R.Hartog	10.824
16	74	J.van Sikkelerus	13.064
17	30	G.van Straalen	13.721
18	95	J.Danilo	13.948
19	22	F.Fuligni	14.263
20	10	N.Calero	14.635
21	4	C.Stange	15.149
22	66	A.Toledo	15.620
23	53	G.Sconza	20.077
24	32	I.Vinales	38.793

Lap 6

1	44	L.Mahias	9'13.277
2	16	J.Cluzel	0.325
3	64	F.Caricasulo	0.475
4	3	R.De Rosa	3.069
5	2	B.Jones	3.328
6	38	H.Soomer	3.677
7	21	R.Krummenacher	3.955
8	94	C.Perolari	4.519
9	36	T.Gradinger	4.934
10	14	J.Kennedy	5.570
11	11	K.Smith	7.573
12	86	A.Badovini	8.273
13	78	H.Okubo	8.703
14	56	P.Sebestyen	8.959
15	47	R.Hartog	12.003
16	74	J.van Sikkelerus	15.047
17	30	G.van Straalen	15.573

18	95	J.Danilo	15.935
19	22	F.Fuligni	16.432
20	10	N.Calero	16.672
21	4	C.Stange	17.119
22	66	A.Toledo	17.752
23	53	G.Sconza	23.810
24	32	I.Vinales	40.966

Lap 7

1	44	L.Mahias	10'44.748
2	16	J.Cluzel	0.522
3	64	F.Caricasulo	1.111
4	3	R.De Rosa	3.285
5	2	B.Jones	3.716
6	21	R.Krummenacher	4.008
7	38	H.Soomer	4.290
8	36	T.Gradinger	5.410
9	94	C.Perolari	5.552
10	14	J.Kennedy	5.895
11	11	K.Smith	6.620
12	86	A.Badovini	8.934
13	78	H.Okubo	10.258
14	56	P.Sebestyen	10.559
15	47	R.Hartog	13.498
16	74	J.van Sikkelerus	17.081
17	95	J.Danilo	17.555
18	30	G.van Straalen	18.379
19	10	N.Calero	19.790
20	66	A.Toledo	20.013
21	22	F.Fuligni	20.193
22	4	C.Stange	20.623
23	53	G.Sconza	27.774
24	32	I.Vinales	42.831

Lap 8

1	44	L.Mahias	12'16.266
2	16	J.Cluzel	0.276
3	64	F.Caricasulo	0.570
4	3	R.De Rosa	3.446
5	21	R.Krummenacher	3.850
6	2	B.Jones	4.160
7	38	H.Soomer	4.476
8	36	T.Gradinger	5.660
9	14	J.Kennedy	6.304
10	94	C.Perolari	6.718
11	11	K.Smith	9.418
12	86	A.Badovini	9.757
13	78	H.Okubo	11.784
14	56	P.Sebestyen	11.956
15	47	R.Hartog	15.029
16	74	J.van Sikkelerus	19.073
17	95	J.Danilo	19.269
18	30	G.van Straalen	19.957
19	10	N.Calero	21.565
20	66	A.Toledo	22.010
21	22	F.Fuligni	22.246
22	4	C.Stange	22.675
23	53	G.Sconza	31.483
24	32	I.Vinales	44.133

Lap 9

1	44	L.Mahias	13'47.508
2	16	J.Cluzel	0.451
3	64	F.Caricasulo	0.728
4	21	R.Krummenacher	4.223
5	3	R.De Rosa	4.535
6	2	B.Jones	4.922
7	38	H.Soomer	5.194
8	36	T.Gradinger	6.271
9	14	J.Kennedy	6.957
10	94	C.Perolari	7.465
11	11	K.Smith	10.668
12	86	A.Badovini	10.876
13	78	H.Okubo	13.659
14	56	P.Sebestyen	13.931

Lap 10

1	44	L.Mahias	15'18.823
2	16	J.Cluzel	0.284
3	64	F.Caricasulo	0.641
4	21	R.Krummenacher	3.889
5	3	R.De Rosa	4.421
6	2	B.Jones	5.500
7	38	H.Soomer	5.741
8	36	T.Gradinger	6.890
9	14	J.Kennedy	7.671
10	94	C.Perolari	8.077
11	86	A.Badovini	14.153
12	78	H.Okubo	15.656
13	56	P.Sebestyen	16.146
14	47	R.Hartog	19.603
15	74	J.van Sikkelerus	23.319
16	30	G.van Straalen	24.265
17	10	N.Calero	26.561
18	66	A.Toledo	26.730
19	22	F.Fuligni	27.736
20	4	C.Stange	28.067
21	95	J.Danilo	35.037
22	53	G.Sconza	43.652
23	32	I.Vinales	47.091

Lap 11

1	44	L.Mahias	16'50.413
2	16	J.Cluzel	0.182
3	64	F.Caricasulo	0.442
4	21	R.Krummenacher	3.422
5	3	R.De Rosa	4.371
6	38	H.Soomer	6.082
7	2	B.Jones	6.193
8	36	T.Gradinger	7.180
9	14	J.Kennedy	8.046
10	94	C.Perolari	8.328
11	86	A.Badovini	14.976
12	78	H.Okubo	16.867
13	56	P.Sebestyen	17.107
14	47	R.Hartog	21.531
15	74	J.van Sikkelerus	25.087
16	30	G.van Straalen	25.962
17	10	N.Calero	28.853
18	66	A.Toledo	29.081
19	22	F.Fuligni	29.705
20	4	C.Stange	29.933
21	95	J.Danilo	38.037
22	53	G.Sconza	48.197
23	32	I.Vinales	48.455

Lap 12

1	44	L.Mahias	18'21.897
2	16	J.Cluzel	0.322
3	64	F.Caricasulo	0.493
4	21	R.Krummenacher	3.165
5	3	R.De Rosa	4.391
6	38	H.Soomer	6.347
7	2	B.Jones	6.700
8	36	T.Gradinger	7.633
9	14	J.Kennedy	8.394
10	94	C.Perolari	8.784
11	86	A.Badovini	16.225
12	56	P.Sebestyen	18.884
13	78	H.Okubo	19.403

07/07/2019

These data/results cannot be reproduced, stored and/or transmitted in whole or in part by any manner of electronic, mechanical, photocopying, recording, broadcasting or otherwise now known or herein after developed without the previous express consent by the copyright owner, except for reproduction in daily press and regular printed publications on sale to the public within 60 days of the event related to those data/results and always provided that copyright symbol appears together as follows below.

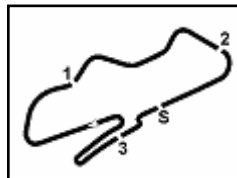
© DORNA WSBK ORGANIZATION Srl 2019

FCR PERUGIA TIMING


Official Tyre Supplier



Official Timekeeper



Donington Park 4.023 m

3 / 4

Prosecco DOC UK Round, 5-7 July 2019

Lap Chart Race

14	47	R.Hartog	23.399	14	47	R.Hartog	28.423	14	78	H.Okubo	35.583
15	74	J.van Sikkelerus	26.804	15	74	J.van Sikkelerus	31.870	15	74	J.van Sikkelerus	37.678
16	30	G.van Straalen	27.946	16	30	G.van Straalen	33.911	16	30	G.van Straalen	41.501
17	10	N.Calero	31.440	17	10	N.Calero	39.213	17	22	F.Fulgini	46.335
18	66	A.Toledo	31.649	18	22	F.Fulgini	39.377	18	4	C.Stange	46.566
19	22	F.Fulgini	31.948	19	4	C.Stange	39.705	19	10	N.Calero	46.893
20	4	C.Stange	32.135	20	66	A.Toledo	40.073	20	66	A.Toledo	48.193
21	95	J.Danilo	40.337	21	95	J.Danilo	47.239	21	95	J.Danilo	54.131
22	32	I.Vinales	49.695	22	32	I.Vinales	52.918	22	32	I.Vinales	57.937
23	53	G.Sconza	51.621	23	53	G.Sconza	1'05.113	23	53	G.Sconza	1'18.576

Lap 13		
1	44	L.Mahias 19'53.558
2	16	J.Cluzel 0.106
3	64	F.Caricasulo 0.289
4	21	R.Krummenacher 2.560
5	3	R.De Rosa 4.332
6	38	H.Soomer 6.281
7	2	B.Jones 7.071
8	36	T.Gradinger 7.483
9	14	J.Kennedy 8.650
10	94	C.Perolari 9.198
11	86	A.Badovini 16.620
12	56	P.Sebestyen 19.972
13	78	H.Okubo 21.377
14	47	R.Hartog 24.802
15	74	J.van Sikkelerus 28.335
16	30	G.van Straalen 29.732
17	10	N.Calero 33.796
18	66	A.Toledo 34.038
19	22	F.Fulgini 34.143
20	4	C.Stange 34.425
21	95	J.Danilo 42.431
22	32	I.Vinales 50.741
23	53	G.Sconza 56.147

Lap 16		
1	16	J.Cluzel 24'27.400
2	64	F.Caricasulo 0.864
3	44	L.Mahias 1.211
4	21	R.Krummenacher 1.552
5	3	R.De Rosa 6.447
6	38	H.Soomer 7.403
7	36	T.Gradinger 9.580
8	2	B.Jones 10.356
9	14	J.Kennedy 10.494
10	94	C.Perolari 11.037
11	86	A.Badovini 19.390
12	56	P.Sebestyen 25.625
13	78	H.Okubo 29.572
14	47	R.Hartog 29.884
15	74	J.van Sikkelerus 33.622
16	30	G.van Straalen 36.473
17	22	F.Fulgini 41.505
18	4	C.Stange 42.067
19	10	N.Calero 42.354
20	66	A.Toledo 42.803
21	95	J.Danilo 49.471
22	32	I.Vinales 54.486
23	53	G.Sconza 1'09.617

Lap 19		
1	16	J.Cluzel 29'00.972
2	64	F.Caricasulo 0.239
3	44	L.Mahias 0.603
4	21	R.Krummenacher 0.986
5	3	R.De Rosa 9.311
6	38	H.Soomer 9.548
7	36	T.Gradinger 12.108
8	14	J.Kennedy 13.138
9	94	C.Perolari 14.225
10	2	B.Jones 15.867
11	86	A.Badovini 22.805
12	56	P.Sebestyen 32.322
13	47	R.Hartog 36.379
14	78	H.Okubo 38.473
15	74	J.van Sikkelerus 39.963
16	30	G.van Straalen 43.931
17	4	C.Stange 49.191
18	22	F.Fulgini 49.637
19	10	N.Calero 50.373
20	66	A.Toledo 50.731
21	95	J.Danilo 56.554
22	32	I.Vinales 59.582
23	53	G.Sconza 1'23.504

Lap 14		
1	16	J.Cluzel 21'24.965
2	44	L.Mahias 0.437
3	64	F.Caricasulo 0.556
4	21	R.Krummenacher 2.102
5	3	R.De Rosa 4.643
6	38	H.Soomer 6.402
7	2	B.Jones 7.990
8	36	T.Gradinger 8.359
9	14	J.Kennedy 9.316
10	94	C.Perolari 9.614
11	86	A.Badovini 17.209
12	56	P.Sebestyen 21.922
13	78	H.Okubo 23.448
14	47	R.Hartog 26.255
15	74	J.van Sikkelerus 29.856
16	30	G.van Straalen 31.652
17	10	N.Calero 36.304
18	22	F.Fulgini 36.541
19	4	C.Stange 36.927
20	66	A.Toledo 37.167
21	95	J.Danilo 44.718
22	32	I.Vinales 51.796
23	53	G.Sconza 1'00.776

Lap 17		
1	16	J.Cluzel 25'58.583
2	64	F.Caricasulo 0.531
3	44	L.Mahias 0.983
4	21	R.Krummenacher 1.273
5	3	R.De Rosa 7.274
6	38	H.Soomer 7.946
7	36	T.Gradinger 10.296
8	14	J.Kennedy 11.911
9	94	C.Perolari 12.055
10	2	B.Jones 12.528
11	86	A.Badovini 20.292
12	56	P.Sebestyen 27.814
13	47	R.Hartog 32.597
14	78	H.Okubo 32.929
15	74	J.van Sikkelerus 35.649
16	30	G.van Straalen 39.072
17	22	F.Fulgini 43.728
18	4	C.Stange 44.227
19	10	N.Calero 44.686
20	66	A.Toledo 45.567
21	95	J.Danilo 51.779
22	32	I.Vinales 56.270
23	53	G.Sconza 1'14.416

Lap 20		
1	16	J.Cluzel 30'32.271
2	64	F.Caricasulo 0.114
3	44	L.Mahias 0.436
4	21	R.Krummenacher 0.804
5	3	R.De Rosa 10.717
6	36	T.Gradinger 13.723
7	14	J.Kennedy 14.024
8	94	C.Perolari 15.479
9	2	B.Jones 19.013
10	86	A.Badovini 24.841
11	56	P.Sebestyen 35.462
12	47	R.Hartog 39.450
13	78	H.Okubo 41.770
14	74	J.van Sikkelerus 42.519
15	38	H.Soomer 45.568
16	30	G.van Straalen 47.608
17	4	C.Stange 51.413
18	22	F.Fulgini 51.936
19	10	N.Calero 52.252
20	66	A.Toledo 53.103
21	95	J.Danilo 59.031
22	32	I.Vinales 1'00.901
23	53	G.Sconza 1'28.368

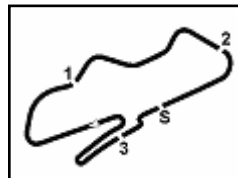
Lap 15		
1	16	J.Cluzel 22'56.110
2	44	L.Mahias 0.734
3	64	F.Caricasulo 0.856
4	21	R.Krummenacher 1.903
5	3	R.De Rosa 5.569
6	38	H.Soomer 7.156
7	36	T.Gradinger 9.113
8	2	B.Jones 9.478
9	14	J.Kennedy 9.910
10	94	C.Perolari 10.277
11	86	A.Badovini 18.130
12	56	P.Sebestyen 23.564
13	78	H.Okubo 26.350

Lap 18		
1	16	J.Cluzel 27'29.799
2	64	F.Caricasulo 0.280
3	44	L.Mahias 0.836
4	21	R.Krummenacher 1.014
5	3	R.De Rosa 7.873
6	38	H.Soomer 8.291
7	36	T.Gradinger 11.285
8	14	J.Kennedy 12.449
9	94	C.Perolari 12.938
10	2	B.Jones 13.783
11	86	A.Badovini 21.298
12	56	P.Sebestyen 29.940
13	47	R.Hartog 34.361

07/07/2019

These data/results cannot be reproduced, stored and/or transmitted in whole or in part by any manner of electronic, mechanical, photocopying, recording, broadcasting or otherwise now known or herein after developed without the previous express consent by the copyright owner, except for reproduction in daily press and regular printed publications on sale to the public within 60 days of the event related to those data/results and always provided that copyright symbol appears together as follows below.

© DORNA WSBK ORGANIZATION Srl 2019



Prosecco DOC UK Round, 5-7 July 2019

Lap Chart Race

Race Pace Comparison

	16 Clu	64 Car	44 Mah	21 Kru	3 DeR	36 Gra	14 Ken	94 Per	2 Jon	86 Bad	56 Seb	47 Har	78 Oku	74 vSk
1	1'35.993	1'35.275	1'35.773	1'38.315	1'37.532	1'38.679	1'38.526	1'37.743	1'36.474	1'39.264	1'39.108	1'39.348	1'36.824	1'40.711
2	1'32.059	1'32.253	1'32.118	1'31.879	1'32.105	1'32.287	1'32.174	1'32.213	1'32.076	1'32.338	1'32.985	1'33.182	1'32.117	1'33.908
3	1'31.867	1'32.630	1'31.491	1'32.431	1'32.321	1'31.921	1'32.338	1'32.143	1'32.072	1'32.472	1'32.500	1'33.258	1'33.503	1'33.624
4	1'31.214	1'31.358	1'31.222	1'31.593	1'31.349	1'31.709	1'32.141	1'31.729	1'31.488	1'32.176	1'32.349	1'33.335	1'32.546	1'33.320
5	1'31.091	1'30.967	1'31.153	1'31.443	1'31.564	1'31.798	1'31.787	1'31.691	1'31.878	1'32.475	1'32.383	1'33.458	1'33.140	1'33.258
6	1'31.378	1'31.269	1'31.520	1'31.571	1'31.475	1'31.817	1'31.881	1'32.277	1'32.617	1'32.825	1'32.911	1'32.699	1'33.850	1'33.503
7	1'31.668	1'32.107	1'31.471	1'31.524	1'31.687	1'31.947	1'31.796	1'32.504	1'31.859	1'32.132	1'33.071	1'32.966	1'33.026	1'33.505
8	1'31.272	1'30.977	1'31.518	1'31.360	1'31.679	1'31.768	1'31.927	1'32.684	1'31.962	1'32.341	1'32.915	1'33.049	1'33.044	1'33.510
9	1'31.417	1'31.400	1'31.242	1'31.615	1'32.331	1'31.853	1'31.895	1'31.989	1'32.004	1'32.361	1'33.217	1'33.706	1'33.117	1'33.427
10	1'31.148	1'31.228	1'31.315	1'30.981	1'31.201	1'31.934	1'32.029	1'31.927	1'31.893	1'34.592	1'33.530	1'33.425	1'33.312	1'33.376
11	1'31.488	1'31.391	1'31.590	1'31.123	1'31.540	1'31.880	1'31.965	1'31.841	1'32.283	1'32.413	1'32.551	1'33.518	1'32.801	1'33.358
12	1'31.624	1'31.535	1'31.484	1'31.227	1'31.504	1'31.937	1'31.832	1'31.940	1'31.991	1'32.733	1'33.261	1'33.352	1'34.020	1'33.201
13	1'31.445	1'31.457	1'31.661	1'31.056	1'31.602	1'31.511	1'31.917	1'32.075	1'32.032	1'32.056	1'32.749	1'33.064	1'33.635	1'33.192
14	1'31.301	1'31.674	1'31.844	1'30.949	1'31.718	1'32.283	1'32.073	1'31.823	1'32.326	1'31.996	1'33.357	1'32.860	1'33.478	1'32.928
15	1'31.145	1'31.445	1'31.442	1'30.946	1'32.071	1'31.899	1'31.739	1'31.808	1'32.633	1'32.066	1'32.787	1'33.313	1'34.047	1'33.159
16	1'31.290	1'31.298	1'31.767	1'30.939	1'32.168	1'31.757	1'31.874	1'32.050	1'32.168	1'32.550	1'33.351	1'32.751	1'34.512	1'33.042
17	1'31.183	1'30.850	1'30.955	1'30.904	1'32.010	1'31.899	1'32.600	1'32.201	1'33.355	1'32.085	1'33.372	1'33.896	1'34.540	1'33.210
18	1'31.216	1'30.965	1'31.069	1'30.957	1'31.815	1'32.205	1'31.754	1'32.099	1'32.471	1'32.222	1'33.342	1'32.980	1'33.870	1'33.245
19	1'31.173	1'31.132	1'30.940	1'31.145	1'32.611	1'31.996	1'31.862	1'32.460	1'33.257	1'32.680	1'33.555	1'33.191	1'34.063	1'33.458
20	1'31.299	1'31.174	1'31.132	1'31.117	1'32.705	1'32.914	1'32.185	1'32.553	1'34.445	1'33.335	1'34.439	1'34.370	1'34.596	1'33.855

	38 Soo	30 vSt	4 Sta	22 Ful	10 Cal	66 Tol	95 Dan	32 Vin	53 Sco	11 Sml	40 Gyo
1	1'37.207	1'39.819	1'40.350	1'41.289	1'41.894	1'41.596	1'40.002	1'36.984	1'42.339	1'38.962	2'18.528
2	1'31.924	1'33.850	1'33.978	1'33.664	1'33.264	1'33.999	1'33.422	1'32.372	1'34.927	1'32.331	
3	1'32.588	1'34.036	1'33.641	1'33.788	1'33.869	1'33.773	1'34.014	1'31.991	1'34.814	1'32.308	
4	1'31.327	1'33.247	1'35.162	1'33.622	1'33.762	1'33.561	1'33.820	1'31.445	1'34.700	1'32.263	
5	1'32.083	1'34.526	1'33.775	1'33.657	1'33.603	1'34.448	1'34.447	2'07.758	1'35.054	1'32.468	
6	1'31.825	1'33.372	1'33.490	1'33.689	1'33.557	1'33.652	1'33.507	1'33.693	1'35.253	1'32.518	
7	1'32.084	1'34.277	1'34.975	1'35.232	1'34.589	1'33.732	1'33.091	1'33.336	1'35.435	1'32.518	
8	1'31.704	1'33.096	1'33.570	1'33.571	1'33.293	1'33.515	1'33.232	1'32.820	1'35.227	1'32.316	
9	1'31.960	1'33.495	1'33.499	1'33.829	1'33.594	1'33.494	1'33.592	1'32.725	1'35.697	1'32.492	
10	1'31.862	1'33.370	1'34.450	1'34.218	1'33.959	1'33.783	1'44.733	1'32.790	1'39.029		
11	1'31.931	1'33.287	1'33.456	1'33.559	1'33.882	1'33.941	1'34.590	1'32.954	1'36.135		
12	1'31.749	1'33.468	1'33.686	1'33.727	1'34.071	1'34.052	1'33.784	1'32.724	1'34.908		
13	1'31.595	1'33.447	1'33.951	1'33.856	1'34.017	1'34.050	1'33.755	1'32.707	1'36.187		
14	1'31.528	1'33.327	1'33.909	1'33.805	1'33.915	1'34.536	1'33.694	1'32.462	1'36.036		
15	1'31.899	1'33.404	1'33.923	1'33.981	1'34.054	1'34.051	1'33.666	1'32.267	1'35.482		
16	1'31.537	1'33.852	1'33.652	1'33.418	1'34.431	1'34.020	1'33.522	1'32.858	1'35.794		
17	1'31.726	1'33.782	1'33.343	1'33.406	1'33.515	1'33.947	1'33.491	1'32.967	1'35.982		
18	1'31.561	1'33.645	1'33.555	1'33.823	1'33.423	1'33.842	1'33.568	1'32.883	1'35.376		
19	1'32.430	1'33.603	1'33.798	1'34.475	1'34.653	1'33.711	1'33.596	1'32.818	1'36.101		
20	2'07.319	1'34.976	1'33.521	1'33.598	1'33.178	1'33.671	1'33.776	1'32.618	1'36.163		

07/07/2019

These data/results cannot be reproduced, stored and/or transmitted in whole or in part by any manner of electronic, mechanical, photocopying, recording, broadcasting or otherwise now known or herein after developed without the previous express consent by the copyright owner, except for reproduction in daily press and regular printed publications on sale to the public within 60 days of the event related to those data/results and always provided that copyright symbol appears together as follows below.

© DORNA WSBK ORGANIZATION Srl 2019

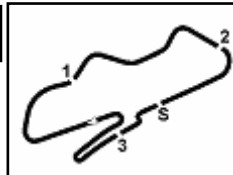
FCR PERUGIA TIMING



Official Tyre Supplier



Official Timekeeper



Prosecco DOC UK Round, 5-7 July 2019

Best Sectors & Speed Race

RESULTS

1	16 J. CLUZEL	Yamaha YZF R6	Laps 20
2	64 F. CARICASULO	Yamaha YZF R6	0.114
3	44 L. MAHIAS	Kawasaki ZX-6R	0.436
4	21 R. KRUMMENACHER	Yamaha YZF R6	0.804
5	3 R. DE ROSA	MV Agusta F3 675	10.717
6	36 T. GRADINGER	Yamaha YZF R6	13.723
7	14 J. KENNEDY	Yamaha YZF R6	14.024
8	94 C. PEROLARI	Yamaha YZF R6	15.479
9	2 B. JONES	Yamaha YZF R6	19.013
10	86 A. BADOVINI	Kawasaki ZX-6R	24.841
11	56 P. SEBESTYEN	Honda CBR600RR	35.462
12	47 R. HARTOG	Kawasaki ZX-6R	39.450
13	78 H. OKUBO	Kawasaki ZX-6R	41.770
14	74 J. VAN SIKKELERUS	Honda CBR600RR	42.519
15	38 H. SOOMER	Honda CBR600RR	45.568
16	30 G. VAN STRAALEN	Kawasaki ZX-6R	47.608
17	4 C. STANGE	Honda CBR600RR	51.413
18	22 F. FULIGNI	MV Agusta F3 675	51.936
19	10 N. CALERO	Kawasaki ZX-6R	52.252
20	66 A. TOLEDO	Yamaha YZF R6	53.103
21	95 J. DANILO	Honda CBR600RR	59.031
22	32 I. VINALES	Yamaha YZF R6	1'00.901
23	53 G. SCONZA	Honda CBR600RR	1'28.368
RET	84 L. CRESSON	Yamaha YZF R6	
RET	11 K. SMITH	Kawasaki ZX-6R	11 Laps
RET	40 A. GYORFI	Yamaha YZF R6	19 Laps

SPEED

1	36 T. GRADINGER	Yamaha YZF R6	248,4
2	84 L. CRESSON	Yamaha YZF R6	248,4
3	21 R. KRUMMENACHER	Yamaha YZF R6	247,3
4	78 H. OKUBO	Kawasaki ZX-6R	246,7
5	64 F. CARICASULO	Yamaha YZF R6	246,7
6	16 J. CLUZEL	Yamaha YZF R6	246,2
7	3 R. DE ROSA	MV Agusta F3 675	245,6
8	11 K. SMITH	Kawasaki ZX-6R	245,6
9	94 C. PEROLARI	Yamaha YZF R6	245,6
10	32 I. VINALES	Kawasaki ZX-6R	244,5
11	14 J. KENNEDY	Yamaha YZF R6	244,5
12	10 N. CALERO	Kawasaki ZX-6R	243,9
13	47 R. HARTOG	Kawasaki ZX-6R	243,9
14	56 P. SEBESTYEN	Honda CBR600RR	243,9
15	86 A. BADOVINI	Kawasaki ZX-6R	243,4
16	22 F. FULIGNI	MV Agusta F3 675	243,4
17	2 B. JONES	Yamaha YZF R6	242,8
18	44 L. MAHIAS	Kawasaki ZX-6R	242,8
19	95 J. DANILO	Honda CBR600RR	242,8
20	30 G. VAN STRAALEN	Kawasaki ZX-6R	242,8
21	38 H. SOOMER	Honda CBR600RR	241,2
22	4 C. STANGE	Honda CBR600RR	241,2
23	66 A. TOLEDO	Yamaha YZF R6	241,2
24	74 J. VAN SIKKELERUS	Honda CBR600RR	240,1
25	53 G. SCONZA	Honda CBR600RR	239,6
26	40 A. GYORFI	Yamaha YZF R6	233,4

SEG. 1

1	21 R. KRUMMENACHER	19.351
2	16 J. CLUZEL	19.423
3	44 L. MAHIAS	19.432
4	64 F. CARICASULO	19.510
5	3 R. DE ROSA	19.567
6	36 T. GRADINGER	19.574
7	38 H. SOOMER	19.589
8	2 B. JONES	19.614
9	14 J. KENNEDY	19.637
10	94 C. PEROLARI	19.655
11	56 P. SEBESTYEN	19.673
12	86 A. BADOVINI	19.674
13	32 I. VINALES	19.680
14	11 K. SMITH	19.723
15	78 H. OKUBO	19.738
16	47 R. HARTOG	19.857
17	10 N. CALERO	19.880
18	74 J. VAN SIKKELERUS	19.916
19	4 C. STANGE	19.917
20	95 J. DANILO	19.923
21	22 F. FULIGNI	19.940
22	30 G. VAN STRAALEN	19.964
23	66 A. TOLEDO	19.970
24	53 G. SCONZA	20.275
25	84 L. CRESSON	24.705
26	40 A. GYORFI	26.025

SEG. 2

1	38 H. SOOMER	24.628
2	32 I. VINALES	24.647
3	64 F. CARICASULO	24.666
4	3 R. DE ROSA	24.687
5	44 L. MAHIAS	24.702
6	16 J. CLUZEL	24.719
7	36 T. GRADINGER	24.750
8	21 R. KRUMMENACHER	24.766
9	14 J. KENNEDY	24.823
10	2 B. JONES	24.824
11	78 H. OKUBO	24.843
12	94 C. PEROLARI	24.859
13	86 A. BADOVINI	24.872
14	56 P. SEBESTYEN	24.914
15	11 K. SMITH	24.932
16	30 G. VAN STRAALEN	25.039
17	47 R. HARTOG	25.041
18	10 N. CALERO	25.177
19	95 J. DANILO	25.214
20	74 J. VAN SIKKELERUS	25.320
21	66 A. TOLEDO	25.332
22	22 F. FULIGNI	25.360
23	4 C. STANGE	25.389
24	53 G. SCONZA	25.548
25	84 L. CRESSON	26.000
26	40 A. GYORFI	26.838

SEG. 3

1	44 L. MAHIAS	22.719
2	21 R. KRUMMENACHER	22.740
3	64 F. CARICASULO	22.751
4	36 T. GRADINGER	22.803
5	14 J. KENNEDY	22.898
6	3 R. DE ROSA	22.899
7	2 B. JONES	22.909
8	16 J. CLUZEL	22.941
9	38 H. SOOMER	22.941
10	86 A. BADOVINI	22.996
11	94 C. PEROLARI	23.021
12	56 P. SEBESTYEN	23.040
13	32 I. VINALES	23.094
14	78 H. OKUBO	23.103
15	74 J. VAN SIKKELERUS	23.163
16	30 G. VAN STRAALEN	23.164
17	11 K. SMITH	23.175
18	47 R. HARTOG	23.194
19	4 C. STANGE	23.220
20	95 J. DANILO	23.245
21	10 N. CALERO	23.287
22	66 A. TOLEDO	23.289
23	22 F. FULIGNI	23.376
24	53 G. SCONZA	23.771
25	40 A. GYORFI	24.516

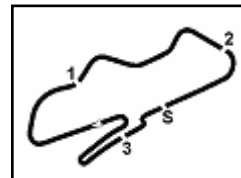
SEG. 4

1	64 F. CARICASULO	23.638
2	16 J. CLUZEL	23.667
3	21 R. KRUMMENACHER	23.734
4	3 R. DE ROSA	23.767
5	44 L. MAHIAS	23.799
6	32 I. VINALES	23.900
7	38 H. SOOMER	23.929
8	94 C. PEROLARI	23.939
9	14 J. KENNEDY	23.942
10	86 A. BADOVINI	23.985
11	11 K. SMITH	24.029
12	36 T. GRADINGER	24.061
13	2 B. JONES	24.108
14	74 J. VAN SIKKELERUS	24.189
15	95 J. DANILO	24.257
16	22 F. FULIGNI	24.305
17	56 P. SEBESTYEN	24.316
18	78 H. OKUBO	24.326
19	47 R. HARTOG	24.358
20	4 C. STANGE	24.422
21	10 N. CALERO	24.510
22	30 G. VAN STRAALEN	24.545
23	66 A. TOLEDO	24.559
24	53 G. SCONZA	24.772

07/07/2019

These data/results cannot be reproduced, stored and/or transmitted in whole or in part by any manner of electronic, mechanical, photocopying, recording, broadcasting or otherwise now known or herein after developed without the previous express consent by the copyright owner, except for reproduction in daily press and regular printed publications on sale to the public within 60 days of the event related to those data/results and always provided that copyright symbol appears together as follows below.

© DORNA WSBK ORGANIZATION Srl 2019



Prosecco DOC UK Round, 5-7 July 2019

Chronological Analysis Race

Donington Park 4.023 m

Start at 12:15'20.770

1 / 5

1° 16 J. CLUZEL (1'31.091)							
Lap	Seg.1	Seg.2	Seg.3	Seg.4	Lap Time	km/h	Local Time
1		25.503	23.065	24.322	1'35.993	244,5	12:16'56.763
2	19.720	25.152	23.063	24.124	1'32.059	245,6	12:18'28.822
3	19.777	25.086	23.068	23.936	1'31.867	246,2	12:20'00.689
4	19.559	24.822	23.023	23.810	1'31.214	242,3	12:21'31.903
5	19.467	24.719	22.975	23.930	1'31.091	241,7	12:23'02.994
6	19.559	24.839	22.965	24.015	1'31.378	243,4	12:24'34.372
7	19.602	24.931	23.261	23.874	1'31.668	242,3	12:26'06.040
8	19.497	24.912	23.039	23.824	1'31.272	243,4	12:27'37.312
9	19.642	24.903	22.991	23.881	1'31.417	243,9	12:29'08.729
10	19.514	24.886	22.941	23.807	1'31.148	244,5	12:30'39.877
11	19.577	24.989	23.050	23.872	1'31.488	241,2	12:32'11.365
12	19.742	24.946	23.071	23.865	1'31.624	240,7	12:33'42.989
13	19.599	24.984	22.941	23.921	1'31.445	243,9	12:35'14.434
14	19.551	24.865	23.079	23.806	1'31.301	239,1	12:36'45.735
15	19.480	24.959	23.026	23.680	1'31.145	239,1	12:38'16.880
16	19.482	24.918	23.223	23.667	1'31.290	239,6	12:39'48.170
17	19.423	24.914	23.076	23.770	1'31.183	239,1	12:41'19.353
18	19.526	24.870	23.002	23.818	1'31.216	239,1	12:42'50.569
19	19.455	24.987	23.048	23.683	1'31.173	239,6	12:44'21.742
20	19.520	24.939	23.041	23.799	1'31.299	240,1	12:45'53.041
Race Time 30'32.271							

16	19.585	24.782	23.290	24.110	1'31.767	238,0	12:39'49.381
17	19.498	24.790	22.788	23.879	1'30.955	240,7	12:41'20.336
18	19.527	24.702	22.904	23.936	1'31.069	240,7	12:42'51.405
19	19.432	24.712	22.826	23.970	1'30.940	240,7	12:44'22.345
20	19.508	24.846	22.818	23.960	1'31.132	242,3	12:45'53.477
Race Time 30'32.707							

2° 64 F. CARICASULO (1'30.850)							
Lap	Seg.1	Seg.2	Seg.3	Seg.4	Lap Time	km/h	Local Time
1		25.399	23.170	23.891	1'35.275	240,1	12:16'56.045
2	19.957	25.329	23.005	23.962	1'32.253	241,7	12:18'28.298
3	19.839	25.385	23.358	24.048	1'32.630	241,7	12:20'00.928
4	19.671	24.937	22.898	23.852	1'31.358	242,8	12:21'32.286
5	19.510	24.836	22.751	23.870	1'30.967	242,3	12:23'03.253
6	19.609	24.907	22.793	23.960	1'31.269	244,5	12:24'34.522
7	19.708	24.891	23.586	23.922	1'32.107	245,0	12:26'06.629
8	19.518	24.666	22.821	23.972	1'30.977	244,5	12:27'37.606
9	19.728	24.849	22.944	23.879	1'31.400	243,4	12:29'09.006
10	19.603	24.794	22.887	23.944	1'31.228	245,6	12:30'40.234
11	19.592	24.890	22.925	23.984	1'31.391	245,0	12:32'11.625
12	19.699	24.930	23.002	23.904	1'31.535	241,7	12:33'43.160
13	19.643	24.941	22.912	23.961	1'31.457	245,6	12:35'14.617
14	19.768	24.967	22.882	24.057	1'31.674	242,3	12:36'46.291
15	19.729	24.701	22.946	24.069	1'31.445	246,2	12:38'17.736
16	19.738	24.737	23.057	23.766	1'31.298	246,7	12:39'49.034
17	19.532	24.711	22.900	23.707	1'30.850	241,2	12:41'19.884
18	19.601	24.795	22.931	23.638	1'30.965	240,7	12:42'50.849
19	19.527	24.844	22.953	23.808	1'31.132	243,4	12:44'21.981
20	19.587	24.861	22.884	23.842	1'31.174	245,0	12:45'53.155
Race Time 30'32.385							

4° 21 R. KRUMMENACHER (1'30.904)							
Lap	Seg.1	Seg.2	Seg.3	Seg.4	Lap Time	km/h	Local Time
1		25.910	23.267	25.119	1'38.315	245,6	12:16'59.085
2	19.554	24.935	22.951	24.439	1'31.879	246,7	12:18'30.964
3	19.607	25.122	22.897	24.805	1'32.431	247,3	12:20'03.395
4	19.686	25.030	22.983	23.894	1'31.593	247,3	12:21'34.988
5	19.527	24.914	22.876	24.126	1'31.443	246,2	12:23'06.431
6	19.764	25.063	22.800	23.944	1'31.571	243,4	12:24'38.002
7	19.718	24.929	22.851	24.026	1'31.524	246,7	12:26'09.526
8	19.497	24.879	22.977	24.007	1'31.360	247,3	12:27'40.886
9	19.608	25.137	22.939	23.931	1'31.615	243,4	12:29'12.501
10	19.444	24.797	22.853	23.887	1'30.981	241,7	12:30'43.482
11	19.524	24.908	22.935	23.756	1'31.123	241,2	12:32'14.605
12	19.614	24.870	22.908	23.835	1'31.227	240,7	12:33'45.832
13	19.508	24.812	22.980	23.756	1'31.056	241,2	12:35'16.888
14	19.508	24.766	22.921	23.754	1'30.949	241,2	12:36'47.837
15	19.382	24.801	22.950	23.813	1'30.946	241,2	12:38'18.783
16	19.452	24.767	22.986	23.734	1'30.939	242,3	12:39'49.722
17	19.351	24.802	22.777	23.974	1'30.904	246,2	12:41'20.626
18	19.373	24.792	22.872	23.920	1'30.957	244,5	12:42'51.583
19	19.426	24.896	22.740	24.083	1'31.145	243,9	12:44'22.728
20	19.437	24.985	22.789	23.906	1'31.117	243,4	12:45'53.845
Race Time 30'33.075							

3° 44 L. MAHIAS (1'30.940)							
Lap	Seg.1	Seg.2	Seg.3	Seg.4	Lap Time	km/h	Local Time
1		25.224	23.093	24.240	1'35.773	240,1	12:16'56.543
2	19.685	25.262	22.992	24.179	1'32.118	242,8	12:18'28.661
3	19.711	24.994	22.884	23.902	1'31.491	238,0	12:20'00.152
4	19.665	24.839	22.915	23.803	1'31.222	237,0	12:21'31.374
5	19.545	24.815	22.994	23.799	1'31.153	235,4	12:23'02.527
6	19.725	24.924	22.918	23.953	1'31.520	236,4	12:24'34.047
7	19.705	24.874	22.936	23.956	1'31.471	237,0	12:26'05.518
8	19.703	24.888	22.876	24.051	1'31.518	237,0	12:27'37.036
9	19.687	24.945	22.719	23.891	1'31.242	238,5	12:29'08.278
10	19.744	24.876	22.795	23.900	1'31.315	238,0	12:30'39.593
11	19.694	24.983	22.896	24.017	1'31.590	237,5	12:32'11.183
12	19.726	25.003	22.871	23.884	1'31.484	237,0	12:33'42.667
13	19.724	24.983	22.902	24.052	1'31.661	236,4	12:35'14.328
14	19.861	24.964	22.948	24.071	1'31.844	240,1	12:36'46.172
15	19.602	24.764	22.916	24.160	1'31.442	239,6	12:38'17.614

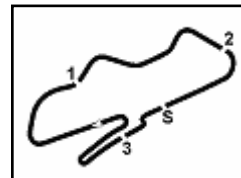
5° 3 R. DE ROSA (1'31.201)							
Lap	Seg.1	Seg.2	Seg.3	Seg.4	Lap Time	km/h	Local Time
1		25.768	23.310	24.685	1'37.532	245,6	12:16'58.302
2	19.580	24.923	23.125	24.477	1'32.105	245,0	12:18'30.407
3	19.567	25.110	23.036	24.608	1'32.321	243,4	12:20'02.728
4	19.628	24.687	22.953	24.081	1'31.349	245,6	12:21'34.077
5	19.598	24.934	23.138	23.894	1'31.564	244,5	12:23'05.641
6	19.665	24.813	22.899	24.098	1'31.475	241,2	12:24'37.116
7	19.678	25.023	23.065	23.921	1'31.687	240,7	12:26'08.803
8	19.745	25.069	23.048	23.817	1'31.679	241,7	12:27'40.482
9	19.925	25.052	23.099	24.255	1'32.331	240,7	12:29'12.813
10	19.573	24.849	22.916	23.863	1'31.201	242,3	12:30'44.014
11	19.625	24.951	23.040	23.924	1'31.540	240,7	12:32'15.554
12	19.791	24.903	23.043	23.767	1'31.504	240,7	12:33'47.058
13	19.738	24.833	23.191	23.840	1'31.602	240,1	12:35'18.660
14	19.742	24.860	23.213	23.903	1'31.718	240,1	12:36'50.378
15	19.839	24.921	23.267	24.044	1'32.071	239,1	12:38'22.449
16	19.847	25.049	23.247	24.025	1'32.168	238,5	12:39'54.617
17	19.715	25.080	23.290	23.925	1'32.010	238,5	12:41'26.627
18	19.732	24.977	23.162	23.944	1'31.815	238,5	12:42'58.442
19	19.823	25.156	23.487	24.145	1'32.611	239,6	12:44'31.053
20	19.814	25.062	23.410	24.419	1'32.705	239,6	12:46'03.758
Race Time 30'42.988							

6° 36 T. GRADINGER (1'31.511)							
Lap	Seg.1	Seg.2	Seg.3	Seg.4	Lap Time	km/h	Local Time
1		25.888	23.416	25.116	1'38.679	242,8	12:16'59.449
2	19.749	24.863	23.361	24.314	1'32.287	248,4	12:18'31.736
3	19.609	24.961	22.803	24.548	1'31.921	241,2	12:20'03.657
4	19.617	25.025	22.973	24.094	1'31.709	245,0	12:21'35.366
5	19.574	24.750	23.193	24.281	1'31.798	240,7	12:23'07.164
6	19.796	24.820	22.902	24.299	1'31.817	242,8	12:24'38.981
7	19.637	24.993	22.966	24.351	1'31.947	240,1	12:26'10.928
8	19.584	24.983	22.959	24.242	1'31.768	240,1	12:27'42.696
9	19.713	25.005	22.896	24.239	1'31.853	239,6	12:29'14.549

07/07/2019

P = Pits In/Out - C = Lap Time Cancelled

These data/results cannot be reproduced, stored and/or transmitted in whole or in part by any manner of electronic, mechanical, photocopying, recording, broadcasting or otherwise now known or herein after developed without the previous express consent by the copyright owner, except for reproduction in daily press and regular printed publications on sale to the public within 60 days of the event



Donington Park 4.023 m

Prosecco DOC UK Round, 5-7 July 2019

Chronological Analysis Race

Start at 12:15'20.770

2 / 5

10	19.640	25.182	22.965	24.147	1'31.934	241,2	12:30'46.483	4	19.614	24.824	22.942	24.108	1'31.488	239,1	12:21'32.880
11	19.643	24.920	23.032	24.285	1'31.880	241,7	12:32'18.363	5	19.682	24.919	22.909	24.368	1'31.878	236,4	12:23'04.758
12	19.705	25.089	22.992	24.151	1'31.937	239,6	12:33'50.300	6	19.848	25.061	23.074	24.634	1'32.617	236,4	12:24'37.375
13	19.609	24.918	22.923	24.061	1'31.511	240,1	12:35'21.811	7	19.637	24.939	23.043	24.240	1'31.859	238,5	12:26'09.234
14	19.674	25.056	22.905	24.648	1'32.283	242,3	12:36'54.094	8	19.614	24.932	22.978	24.438	1'31.962	239,1	12:27'41.196
15	19.667	25.077	22.882	24.273	1'31.899	239,1	12:38'25.993	9	19.660	24.992	22.944	24.408	1'32.004	240,1	12:29'13.200
16	19.701	24.972	22.951	24.133	1'31.757	240,1	12:39'57.750	10	19.760	24.954	22.941	24.238	1'31.893	239,6	12:30'45.093
17	19.638	24.951	23.096	24.214	1'31.899	239,6	12:41'29.649	11	19.726	25.110	23.032	24.415	1'32.283	237,0	12:32'17.376
18	19.642	25.090	23.143	24.330	1'32.205	238,5	12:43'01.854	12	19.802	24.839	23.007	24.343	1'31.991	239,6	12:33'49.367
19	19.706	25.097	23.078	24.115	1'31.996	239,1	12:44'33.850	13	19.785	24.981	23.010	24.256	1'32.032	237,5	12:35'21.399
20	19.675	25.144	23.788	24.307	1'32.914	239,1	12:46'06.764	14	19.846	25.039	23.080	24.361	1'32.326	236,4	12:36'53.725
Race Time 30'45.994								15	19.823	25.025	23.108	24.677	1'32.633	236,4	12:38'26.358
								16	19.691	24.966	23.039	24.472	1'32.168	239,1	12:39'58.526
								17	19.996	25.529	23.365	24.465	1'33.355	242,3	12:41'31.881
								18	19.853	25.166	23.060	24.392	1'32.471	237,5	12:43'04.352
								19	20.064	25.330	23.396	24.467	1'33.257	235,9	12:44'37.609
								20	20.296	25.461	23.931	24.757	1'34.445	234,9	12:46'12.054
Race Time 30'51.284															

7° 14 J. KENNEDY (1'31.739)							
Lap	Seg.1	Seg.2	Seg.3	Seg.4	Lap Time	km/h	Local Time
1		25.855	23.369	25.121	1'38.526	242,8	12:16'59.296
2	19.747	24.861	23.435	24.131	1'32.174	242,8	12:18'31.470
3	19.798	25.200	22.898	24.442	1'32.338	243,4	12:20'03.808
4	19.638	24.985	23.058	24.460	1'32.141	244,5	12:21'35.949
5	19.733	24.891	23.169	23.994	1'31.787	237,0	12:23'07.736
6	19.773	24.897	23.043	24.168	1'31.881	240,1	12:24'39.617
7	19.758	24.854	22.995	24.189	1'31.796	239,1	12:26'11.413
8	19.637	25.042	23.104	24.144	1'31.927	238,0	12:27'43.340
9	19.752	24.962	22.995	24.186	1'31.895	240,7	12:29'15.235
10	19.871	24.960	23.083	24.115	1'32.029	239,1	12:30'47.264
11	19.810	24.957	23.203	23.995	1'31.965	238,5	12:32'19.229
12	19.723	25.016	23.054	24.039	1'31.832	238,5	12:33'51.061
13	19.787	24.905	23.168	24.057	1'31.917	235,4	12:35'22.978
14	19.732	24.823	23.489	24.029	1'32.073	237,5	12:36'55.051
15	19.766	24.894	23.063	24.016	1'31.739	237,5	12:38'26.790
16	19.719	25.107	23.056	23.992	1'31.874	238,5	12:39'58.664
17	19.959	25.162	23.179	24.300	1'32.600	235,9	12:41'31.264
18	19.711	24.951	23.132	23.960	1'31.754	235,4	12:43'03.018
19	19.771	24.980	23.169	23.942	1'31.862	236,4	12:44'34.880
20	19.771	24.924	23.372	24.118	1'32.185	237,5	12:46'07.065
Race Time 30'46.295							

10° 86 A. BADOVINI (1'31.996)							
Lap	Seg.1	Seg.2	Seg.3	Seg.4	Lap Time	km/h	Local Time
1		25.820	23.556	26.285	1'39.264	241,2	12:17'00.034
2	19.889	25.040	22.996	24.413	1'32.338	243,4	12:18'32.372
3	19.756	25.100	23.199	24.417	1'32.472	240,7	12:20'04.844
4	19.757	24.963	23.178	24.278	1'32.176	239,1	12:21'37.020
5	19.735	24.872	23.161	24.707	1'32.475	239,6	12:23'09.495
6	19.876	25.437	23.211	24.301	1'32.825	241,2	12:24'42.320
7	19.680	24.934	23.152	24.366	1'32.132	239,1	12:26'14.452
8	19.751	25.170	23.115	24.305	1'32.341	240,7	12:27'46.793
9	19.674	25.241	23.188	24.258	1'32.361	240,1	12:29'19.154
10	19.809	25.207	24.738	24.838	1'34.592	238,5	12:30'53.746
11	19.832	25.085	23.265	24.231	1'32.413	234,9	12:32'26.159
12	19.822	25.030	23.400	24.481	1'32.733	234,9	12:33'58.892
13	19.754	24.971	23.289	24.042	1'32.056	233,9	12:35'30.948
14	19.766	25.016	23.229	23.985	1'31.996	235,4	12:37'02.944
15	19.698	25.004	23.211	24.153	1'32.066	235,9	12:38'35.010
16	19.846	25.118	23.434	24.152	1'32.550	235,9	12:40'07.560
17	19.769	25.056	23.170	24.090	1'32.085	234,9	12:41'39.645
18	19.840	25.022	23.303	24.057	1'32.222	233,9	12:43'11.867
19	19.848	25.208	23.437	24.187	1'32.680	235,4	12:44'44.547
20	19.764	25.066	23.691	24.814	1'33.335	236,4	12:46'17.882
Race Time 30'57.112							

8° 94 C. PEROLARI (1'31.691)							
Lap	Seg.1	Seg.2	Seg.3	Seg.4	Lap Time	km/h	Local Time
1		25.870	23.314	24.586	1'37.743	242,3	12:16'58.513
2	19.799	25.003	23.115	24.296	1'32.213	240,7	12:18'30.726
3	19.704	25.004	23.086	24.349	1'32.143	245,6	12:20'02.869
4	19.795	24.859	23.127	23.948	1'31.729	240,7	12:21'34.598
5	19.679	24.963	23.022	24.027	1'31.691	239,1	12:23'06.289
6	19.844	25.012	23.201	24.220	1'32.277	238,5	12:24'38.566
7	19.758	25.043	23.100	24.603	1'32.504	240,1	12:26'11.070
8	19.829	25.241	23.417	24.197	1'32.684	241,2	12:27'43.754
9	19.745	25.021	23.152	24.071	1'31.989	241,7	12:29'15.743
10	19.731	24.917	23.186	24.093	1'31.927	243,9	12:30'47.670
11	19.664	24.902	23.202	24.073	1'31.841	244,5	12:32'19.511
12	19.710	25.030	23.037	24.163	1'31.940	242,3	12:33'51.451
13	19.767	24.965	23.172	24.171	1'32.075	241,7	12:35'23.526
14	19.655	24.957	23.272	23.939	1'31.823	240,1	12:36'55.349
15	19.767	24.885	23.021	24.135	1'31.808	242,8	12:38'27.157
16	19.741	25.038	23.147	24.124	1'32.050	242,3	12:39'59.207
17	19.711	25.144	23.232	24.114	1'32.201	241,2	12:41'31.408
18	19.756	25.143	23.096	24.104	1'32.099	240,7	12:43'03.507
19	19.746	25.228	23.090	24.396	1'32.460	239,1	12:44'35.967
20	19.931	25.278	23.261	24.083	1'32.553	237,5	12:46'08.520
Race Time 30'47.750							

11° 56 P. SEBESTYEN (1'32.349)							
Lap	Seg.1	Seg.2	Seg.3	Seg.4	Lap Time	km/h	Local Time
1		25.853	23.963	24.853	1'39.108	243,9	12:16'59.878
2	19.919	24.914	23.231	24.921	1'32.985	243,9	12:18'32.863
3	19.673	25.289	23.123	24.415	1'32.500	240,1	12:20'05.363
4	19.876	24.930	23.220	24.323	1'32.349	239,6	12:21'37.712
5	19.909	24.972	23.040	24.462	1'32.383	238,5	12:23'10.095
6	19.859	25.054	23.351	24.647	1'32.911	241,7	12:24'43.006
7	19.886	25.288	23.443	24.454	1'33.071	239,1	12:26'16.077
8	19.878	25.400	23.157	24.480	1'32.915	239,6	12:27'48.992
9	19.993	25.495	23.268	24.461	1'33.217	240,1	12:29'22.209
10	20.020	25.481	23.485	24.544	1'33.530	238,5	12:30'55.739
11	19.921	25.078	23.178	24.374	1'32.551	239,1	12:32'28.290
12	20.073	25.299	23.479	24.410	1'33.261	242,3	12:34'01.551
13	19.910	25.190	23.333	24.316	1'32.749	234,9	12:35'34.300
14	19.960	25.542	23.373	24.482	1'33.357	233,9	12:37'07.657
15	19.944	25.173	23.300	24.370	1'32.787	234,4	12:38'40.444
16	19.939	25.424	23.438	24.550	1'33.351	233,4	12:40'13.795
17	19.908	25.375	23.532	24.557	1'33.372	232,4	12:41'47.167
18	19.982	25.436	23.472	24.452	1'33.342	232,4	12:43'20.509
19	20.045	25.540	23.478	24.492	1'33.555	232,9	12:44'54.064
20	20.054	25.604	23.868	24.913	1'34.439	233,4	12:46'28.503

07/07/2019

P = Pits In/Out - C = Lap Time Cancelled

These data/results cannot be reproduced, stored and/or transmitted in whole or in part by any manner of electronic, mechanical, photocopying, recording, broadcasting or otherwise now known or herein after developed without the previous express consent by the copyright owner, except for reproduction in daily press and regular printed publications on sale to the public within 60 days of the event related to those data/results and always provided that copyright symbol appears together as follows below.

© DORNA WSBK ORGANIZATION Srl 2019

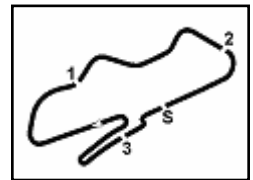
FICR PERUGIA TIMING



Official Tyre Supplier



Official Timekeeper



Prosecco DOC UK Round, 5-7 July 2019

Chronological Analysis Race

Donington Park 4.023 m

Start at 12:15'20.770

3 / 5

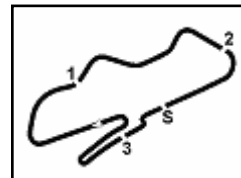
47 R. HARTOG (1'32.699)								38 H. SOOMER (1'31.327)							
Lap	Seg.1	Seg.2	Seg.3	Seg.4	Lap Time	km/h	Local Time	Lap	Seg.1	Seg.2	Seg.3	Seg.4	Lap Time	km/h	Local Time
1		25.952	23.915	24.922	1'39.348	243.9	12:17'00.118	1		25.517	23.325	24.583	1'37.207	241.2	12:16'57.977
2	20.212	25.210	23.256	24.504	1'33.182	240,1	12:18'33.300	2	19.688	24.863	23.210	24.163	1'31.924	241.2	12:18'29.901
3	20.091	25.245	23.254	24.668	1'33.258	239,1	12:20'06.558	3	19.777	24.786	23.302	24.723	1'32.588	238,5	12:20'02.489
4	20.057	25.283	23.383	24.612	1'33.335	237,0	12:21'39.893	4	19.662	24.628	23.008	24.029	1'31.327	238,5	12:21'03.816
5	20.096	25.298	23.546	24.518	1'33.458	234,9	12:23'13.351	5	19.690	24.872	23.375	24.146	1'32.083	236,4	12:23'05.899
6	19.929	25.187	23.225	24.358	1'32.699	237,0	12:24'46.050	6	19.833	24.836	23.016	24.140	1'31.825	238,0	12:24'37.724
7	19.944	25.196	23.245	24.581	1'32.966	238,0	12:26'19.016	7	19.802	24.962	22.992	24.328	1'32.084	239,1	12:26'09.808
8	20.014	25.176	23.230	24.629	1'33.049	236,4	12:27'52.065	8	19.589	24.859	23.010	24.246	1'31.704	239,6	12:27'41.512
9	20.311	25.246	23.560	24.589	1'33.706	238,0	12:29'25.771	9	19.696	24.799	23.008	24.457	1'31.960	240,1	12:29'13.472
10	20.373	25.184	23.298	24.570	1'33.425	238,0	12:30'59.196	10	19.900	24.835	22.941	24.186	1'31.862	239,6	12:30'45.334
11	20.146	25.327	23.464	24.581	1'33.518	237,0	12:32'32.714	11	19.610	25.097	23.009	24.215	1'31.931	238,0	12:32'17.265
12	20.148	25.271	23.470	24.463	1'33.352	235,9	12:34'06.066	12	19.718	24.816	23.056	24.159	1'31.749	235,9	12:33'49.014
13	20.024	25.114	23.316	24.610	1'33.064	235,4	12:35'39.130	13	19.674	24.789	23.070	24.062	1'31.595	235,4	12:35'20.609
14	20.080	25.165	23.194	24.421	1'32.860	237,0	12:37'11.990	14	19.687	24.789	23.037	24.015	1'31.528	235,4	12:36'52.137
15	20.067	25.222	23.497	24.527	1'33.313	236,4	12:38'45.303	15	19.662	25.033	23.131	24.073	1'31.899	234,9	12:38'24.036
16	19.857	25.063	23.266	24.565	1'32.751	238,5	12:40'18.054	16	19.700	24.690	23.124	24.023	1'31.537	237,0	12:39'55.573
17	20.017	25.617	23.520	24.742	1'33.896	238,5	12:41'51.950	17	19.776	24.867	23.154	23.929	1'31.726	236,4	12:41'27.299
18	19.881	25.041	23.410	24.648	1'32.980	235,4	12:43'24.930	18	19.620	24.855	23.065	24.021	1'31.561	236,4	12:42'58.860
19	20.058	25.133	23.379	24.621	1'33.191	235,4	12:44'58.121	19	19.701	24.994	23.465	24.270	1'32.430	236,4	12:44'31.290
20	20.163	25.317	23.770	25.120	1'34.370	237,0	12:46'32.491	20	19.702	25.174	53.652	28.791	2'07.319	239,1	12:46'38.609
Race Time 31'07.733								Race Time 31'17.721							
13° 78 H. OKUBO (1'32.117)								16° 30 G. VAN STRAALLEN (1'33.096)							
Lap	Seg.1	Seg.2	Seg.3	Seg.4	Lap Time	km/h	Local Time	Lap	Seg.1	Seg.2	Seg.3	Seg.4	Lap Time	km/h	Local Time
1		25.551	23.103	24.585	1'36.824	246.7	12:16'57.594	1		26.175	23.841	24.870	1'39.819	240,7	12:17'00.589
2	19.738	24.843	23.210	24.326	1'32.117	244,5	12:18'29.711	2	20.024	25.611	23.396	24.819	1'33.850	240,7	12:18'34.439
3	19.871	25.713	23.140	24.779	1'33.503	243,9	12:20'03.214	3	20.015	25.427	23.833	24.761	1'34.036	242,8	12:20'08.475
4	19.755	24.988	23.110	24.693	1'32.546	243,4	12:21'35.760	4	19.969	25.194	23.419	24.665	1'33.247	239,1	12:21'41.722
5	19.787	25.691	23.322	24.340	1'33.140	240,1	12:23'08.900	5	19.981	25.228	24.332	24.985	1'34.526	235,9	12:23'16.248
6	19.949	25.841	23.320	24.740	1'33.850	241,7	12:24'42.750	6	20.080	25.091	23.452	24.749	1'33.372	238,5	12:24'49.620
7	19.947	25.416	23.250	24.413	1'33.026	240,1	12:26'15.776	7	19.964	25.334	23.447	25.532	1'34.277	237,5	12:26'23.897
8	20.003	25.361	23.143	24.537	1'33.044	240,7	12:27'48.820	8	19.992	25.124	23.164	24.816	1'33.096	238,5	12:27'56.993
9	20.040	25.494	23.128	24.455	1'33.117	240,1	12:29'21.937	9	20.258	25.228	23.343	24.666	1'33.495	238,0	12:29'30.488
10	20.122	25.509	23.335	24.346	1'33.312	239,1	12:30'55.249	10	20.113	25.173	23.246	24.838	1'33.370	239,1	12:31'03.858
11	20.052	25.229	23.190	24.330	1'32.801	238,5	12:32'28.050	11	20.020	25.118	23.271	24.878	1'33.287	238,0	12:32'37.145
12	20.138	25.288	23.745	24.849	1'34.020	239,1	12:34'02.070	12	20.346	25.130	23.447	24.545	1'33.468	236,4	12:34'10.613
13	20.058	25.379	23.443	24.755	1'33.635	237,5	12:35'35.705	13	20.071	25.269	23.467	24.640	1'33.447	238,0	12:35'44.060
14	20.128	25.356	23.342	24.652	1'33.478	238,5	12:37'09.183	14	20.073	25.039	23.309	24.906	1'33.327	236,4	12:37'17.387
15	20.133	25.562	23.654	24.698	1'34.047	235,9	12:38'43.230	15	20.198	25.128	23.360	24.718	1'33.404	237,0	12:38'50.791
16	20.292	25.900	23.588	24.732	1'34.512	236,4	12:40'17.742	16	20.121	25.334	23.554	24.843	1'33.852	235,4	12:40'24.643
17	20.163	25.626	23.677	25.074	1'34.540	234,9	12:41'52.282	17	20.051	25.155	23.745	24.831	1'33.782	234,4	12:41'58.425
18	20.185	25.593	23.478	24.614	1'33.870	235,4	12:43'26.152	18	20.235	25.307	23.301	24.802	1'33.645	233,9	12:43'32.070
19	20.142	25.621	23.524	24.776	1'34.063	237,0	12:45'00.215	19	20.068	25.323	23.368	24.844	1'33.603	235,9	12:45'05.673
20	20.231	25.688	23.661	25.016	1'34.596	237,0	12:46'34.811	20	20.214	25.709	23.966	25.087	1'34.976	237,0	12:46'40.649
Race Time 31'14.041								Race Time 31'19.879							
14° 74 J. VAN SIKKELERUS (1'32.928)								17° 4 C. STANGE (1'33.343)							
Lap	Seg.1	Seg.2	Seg.3	Seg.4	Lap Time	km/h	Local Time	Lap	Seg.1	Seg.2	Seg.3	Seg.4	Lap Time	km/h	Local Time
1		26.452	24.172	24.734	1'40.711	240,1	12:17'01.481	1		26.286	24.168	24.832	1'40.350	241,2	12:17'01.120
2	20.022	25.679	23.163	25.044	1'33.908	239,6	12:18'35.389	2	20.086	25.486	23.484	24.922	1'33.978	239,6	12:18'35.098
3	20.128	25.584	23.411	24.501	1'33.624	238,0	12:20'09.013	3	20.162	25.475	23.289	24.715	1'33.641	233,9	12:20'08.739
4	19.989	25.509	23.352	24.470	1'33.320	235,4	12:21'42.333	4	20.049	25.416	23.468	26.229	1'35.162	232,9	12:21'43.901
5	19.916	25.659	23.286	24.397	1'33.258	235,9	12:23'15.591	5	20.378	25.438	23.519	24.440	1'33.775	237,0	12:23'17.676
6	19.964	25.567	23.349	24.623	1'33.503	234,4	12:24'49.094	6	19.931	25.653	23.252	24.654	1'33.490	235,9	12:24'51.166
7	20.039	25.617	23.333	24.516	1'33.505	235,4	12:26'22.599	7	19.917	25.773	24.070	25.215	1'34.975	237,5	12:26'26.141
8	19.924	25.669	23.334	24.583	1'33.510	233,9	12:27'56.109	8	20.100	25.449	23.387	24.634	1'33.570	234,4	12:27'59.711
9	20.075	25.675	23.283	24.394	1'33.427	233,4	12:29'29.536								
10	20.056	25.532	23.335	24.453	1'33.376	235,9	12:31'02.912								
11	20.028	25.435	23.426	24.469	1'33.358	235,4	12:32'36.270								
12	20.137	25.555	23.320	24.189	1'33.201	233,9	12:34'09.471								
13	19.955	25.500	23.368	24.369	1'33.192	231,9	12:35'42.663								
14	19.989	25.320	23.298	24.321	1'32.928	234,9	12:37'15.591								

07/07/2019

P = Pits In/Out - C = Lap Time Cancelled

These data/results cannot be reproduced, stored and/or transmitted in whole or in part by any manner of electronic, mechanical, photocopying, recording, broadcasting or otherwise now known or herein after developed without the previous express consent by the copyright owner, except for reproduction in daily press and regular printed publications on sale to the public within 60 days of the event related to those data/results and always provided that copyright symbol appears together as follows below.

© DORNA WSBK ORGANIZATION Srl 2019



Prosecco DOC UK Round, 5-7 July 2019

Chronological Analysis Race

Donington Park 4.023 m

Start at 12:15'20.770

4 / 5

9	20.101	25.389	23.220	24.789	1'33.499	238,0	12:29'33.210	3	20.131	25.475	23.413	24.754	1'33.773	237,0	12:20'10.138
10	20.265	25.650	23.656	24.879	1'34.450	238,5	12:31'07.660	4	20.153	25.361	23.289	24.758	1'33.561	236,4	12:21'43.699
11	20.178	25.464	23.276	24.538	1'33.456	234,4	12:32'41.116	5	20.400	25.810	23.403	24.835	1'34.448	236,4	12:23'18.147
12	20.170	25.601	23.315	24.600	1'33.686	235,4	12:34'14.802	6	20.157	25.506	23.321	24.668	1'33.652	236,4	12:24'51.799
13	20.141	25.580	23.435	24.795	1'33.951	234,4	12:35'48.753	7	19.975	25.483	23.531	24.743	1'33.732	237,5	12:26'25.531
14	20.209	25.592	23.418	24.690	1'33.909	235,4	12:37'22.662	8	19.970	25.433	23.451	24.661	1'33.515	235,9	12:27'59.046
15	20.055	25.715	23.419	24.734	1'33.923	239,1	12:38'56.585	9	20.091	25.332	23.467	24.604	1'33.494	237,0	12:29'32.540
16	20.172	25.495	23.443	24.542	1'33.652	235,4	12:40'30.237	10	20.040	25.472	23.445	24.826	1'33.783	234,9	12:31'06.323
17	20.064	25.493	23.364	24.422	1'33.343	232,4	12:42'03.580	11	20.286	25.475	23.417	24.763	1'33.941	233,9	12:32'40.264
18	20.200	25.487	23.354	24.514	1'33.555	234,4	12:43'37.133	12	20.224	25.544	23.460	24.824	1'34.052	238,0	12:34'14.316
19	20.089	25.735	23.506	24.468	1'33.798	231,9	12:45'10.935	13	20.147	25.561	23.454	24.888	1'34.050	235,9	12:35'48.366
20	20.149	25.581	23.293	24.498	1'33.521	232,4	12:46'44.454	14	20.430	25.448	23.575	25.083	1'34.536	240,1	12:37'22.902
Race Time 31'23.684								15	20.040	25.711	23.425	24.875	1'34.051	238,0	12:38'56.953
								16	20.071	25.661	23.417	24.871	1'34.020	235,4	12:40'30.973
								17	20.157	25.530	23.550	24.710	1'33.947	233,4	12:42'04.920
								18	20.071	25.658	23.469	24.644	1'33.842	231,9	12:43'38.762
								19	20.171	25.579	23.402	24.559	1'33.711	234,4	12:45'12.473
								20	20.151	25.377	23.503	24.640	1'33.671	235,9	12:46'46.144
Race Time 31'25.374															

18° 22 F. FULIGNI (1'33.406)

Lap	Seg.1	Seg.2	Seg.3	Seg.4	Lap Time	km/h	Local Time
1		26.413	24.895	24.761	1'41.289	242,8	12:17'02.059
2	20.083	25.623	23.414	24.544	1'33.664	242,8	12:18'35.723
3	19.993	25.766	23.410	24.619	1'33.788	242,8	12:20'09.511
4	19.948	25.444	23.437	24.793	1'33.622	242,3	12:21'43.133
5	19.940	25.648	23.652	24.417	1'33.657	239,6	12:23'16.790
6	20.179	25.577	23.456	24.477	1'33.689	241,2	12:24'50.479
7	20.068	25.887	24.061	25.216	1'35.232	240,7	12:26'25.711
8	20.123	25.450	23.381	24.617	1'33.571	241,7	12:27'59.282
9	20.077	25.512	23.376	24.864	1'33.829	243,4	12:29'33.111
10	20.243	25.543	23.569	24.863	1'34.218	240,7	12:31'07.329
11	20.267	25.415	23.425	24.452	1'33.559	240,7	12:32'40.888
12	20.084	25.360	23.509	24.774	1'33.727	242,8	12:34'14.615
13	20.168	25.534	23.453	24.701	1'33.856	242,3	12:35'48.471
14	20.135	25.427	23.712	24.531	1'33.805	241,2	12:37'22.276
15	20.011	25.941	23.454	24.575	1'33.981	241,2	12:38'56.257
16	20.002	25.489	23.421	24.506	1'33.418	238,5	12:40'29.675
17	20.041	25.491	23.569	24.305	1'33.406	237,5	12:42'03.081
18	20.017	25.628	23.667	24.511	1'33.823	237,0	12:43'36.904
19	20.155	26.236	23.585	24.499	1'34.475	240,1	12:45'11.379
20	20.062	25.424	23.555	24.557	1'33.598	240,7	12:46'44.977
Race Time 31'24.207							

19° 10 N. CALERO (1'33.178)

Lap	Seg.1	Seg.2	Seg.3	Seg.4	Lap Time	km/h	Local Time
1		26.508	24.656	25.111	1'41.894	240,7	12:17'02.664
2	20.030	25.430	23.287	24.517	1'33.264	243,9	12:18'35.928
3	20.079	25.631	23.438	24.721	1'33.869	241,7	12:20'09.797
4	19.880	25.340	23.548	24.994	1'33.762	240,7	12:21'43.559
5	20.330	25.330	23.433	24.510	1'33.603	235,9	12:23'17.162
6	20.006	25.492	23.508	24.551	1'33.557	239,6	12:24'50.719
7	19.964	26.011	23.787	24.827	1'34.589	240,1	12:26'25.308
8	19.897	25.440	23.360	24.596	1'33.293	237,5	12:27'58.601
9	20.152	25.366	23.503	24.573	1'33.594	236,4	12:29'32.195
10	20.036	25.535	23.530	24.858	1'33.959	236,4	12:31'06.154
11	20.198	25.416	23.602	24.666	1'33.882	235,4	12:32'40.036
12	20.234	25.583	23.522	24.732	1'34.071	235,4	12:34'14.107
13	20.181	25.510	23.586	24.740	1'34.017	234,4	12:35'48.124
14	20.125	25.517	23.532	24.741	1'33.915	234,4	12:37'22.039
15	20.092	25.694	23.599	24.669	1'34.054	234,9	12:38'56.093
16	20.340	25.490	23.675	24.926	1'34.431	235,9	12:40'30.524
17	20.021	25.375	23.478	24.641	1'33.515	231,9	12:42'04.039
18	19.936	25.434	23.432	24.621	1'33.423	237,0	12:43'37.462
19	20.323	25.658	23.590	25.082	1'34.653	240,1	12:45'12.115
20	19.954	25.177	23.446	24.601	1'33.178	238,5	12:46'45.293
Race Time 31'24.523							

20° 66 A. TOLEDO (1'33.494)

Lap	Seg.1	Seg.2	Seg.3	Seg.4	Lap Time	km/h	Local Time
1		26.465	24.650	24.987	1'41.596	239,1	12:17'02.366
2	20.147	25.453	23.658	24.741	1'33.999	241,2	12:18'36.365

21° 95 J. DANILO (1'33.091)

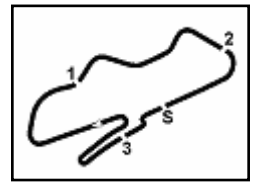
Lap	Seg.1	Seg.2	Seg.3	Seg.4	Lap Time	km/h	Local Time
1		26.190	24.294	24.642	1'40.002	242,3	12:17'00.772
2	20.167	25.467	23.366	24.422	1'33.422	242,8	12:18'34.194
3	19.998	25.495	23.950	24.571	1'34.014	240,1	12:20'08.208
4	20.013	25.214	23.350	25.243	1'33.820	239,6	12:21'42.028
5	20.039	25.428	23.436	25.544	1'34.447	238,5	12:23'16.475
6	20.092	25.281	23.295	24.839	1'33.507	240,1	12:24'49.982
7	19.923	25.375	23.393	24.400	1'33.091	239,6	12:26'23.073
8	19.926	25.443	23.309	24.554	1'33.232	238,5	12:27'56.305
9	20.041	25.677	23.475	24.399	1'33.592	237,5	12:29'29.897
10	20.015	25.529	23.245	24.944	1'44.733	238,5	12:31'14.630
11	20.517	25.625	23.486	24.962	1'34.590	237,0	12:32'49.220
12	20.256	25.649	23.462	24.417	1'33.784	236,4	12:34'23.004
13	20.267	25.647	23.474	24.367	1'33.755	235,9	12:35'56.759
14	20.070	25.545	23.607	24.472	1'33.694	235,4	12:37'30.453
15	20.197	25.462	23.579	24.428	1'33.666	237,0	12:39'04.119
16	20.126	25.640	23.499	24.257	1'33.522	235,9	12:40'37.641
17	20.115	25.652	23.430	24.294	1'33.491	235,9	12:42'11.132
18	20.168	25.620	23.475	24.305	1'33.568	236,4	12:43'44.700
19	20.184	25.613	23.381	24.418	1'33.596	237,0	12:45'18.296
20	20.063	25.576	23.737	24.400	1'33.776	238,5	12:46'52.072
Race Time 31'31.302							

22° 32 I. VINALES (1'31.445)

Lap	Seg.1	Seg.2	Seg.3	Seg.4	Lap Time	km/h	Local Time
1		25.513	23.471	24.579	1'36.984	244,5	12:16'57.754
2	19.769	24.647	23.463	24.493	1'32.372	243,4	12:18'30.126
3	19.745	24.780	23.154	24.312	1'31.991	243,9	12:20'02.117
4	19.680	24.771	23.094	23.900	1'31.445	239,6	12:21'33.562
5	53.519	26.287	23.658	24.294	2'07.758	233,4	12:23'41.320
6	20.122	25.535	23.497	24.539	1'33.693	235,4	12:25'15.013
7	20.124	25.525	23.427	24.260	1'33.336	235,9	12:26'48.349
8	19.979	25.376	23.272	24.193	1'32.820	237,0	12:28'21.169
9	20.083	25.360	23.324	23.958	1'32.725	237,0	12:29'53.894
10	20.019	25.364	23.381	24.026	1'32.790	237,5	12:31'26.684
11	20.002	25.133	23.620	24.199	1'32.954	239,6	12:32'59.638
12	19.970	25.238	23.445	24.071	1'32.724	236,4	12:34'32.362
13	20.062	25.215	23.410	24.020	1'32.707	236,4	12:36'05.069
14	19.918	25.181	23.444	23.919	1'32.462	236,4	12:37'37.531
15	19.910	25.062	23.273	24.022	1'32.267	238,0	12:39'09.798
16	19.915	25.150	23.518	24.275	1'32.858	235,9	12:40'42.656
17	19.987	25.404	23.452	24.124	1'32.967	234,9	12:42'15.623
18	20.045	25.275	23.457	24.106	1'32.883	236,4	12:43'48.506
19	19.927	25.354	23.443	24.094	1'32.818	237,0	12:45'21.324

07/07/2019 P = Pits In/Out - C = Lap Time Cancelled

These data/results cannot be reproduced, stored and/or transmitted in whole or in part by any manner of electronic, mechanical, photocopying, recording, broadcasting or otherwise now



Prosecco DOC UK Round, 5-7 July 2019 Chronological Analysis Race

Start at 12:15'20.770

20 19.940 25.132 23.385 24.161 1'32.618 238,5 12:46'53.942
Race Time 31'33.172

23° 53 G. SCONZA (1'34.700)							
Lap	Seg.1	Seg.2	Seg.3	Seg.4	Lap Time	km/h	Local Time
1		26.414	24.658	25.348	1'42.339	239,6	12:17'03.109
2	20.329	25.625	23.839	25.134	1'34.927	233,9	12:18'38.036
3	20.309	25.600	23.982	24.923	1'34.814	230,4	12:20'12.850
4	20.284	25.548	23.834	25.034	1'34.700	231,4	12:21'47.550
5	20.402	25.953	23.798	24.901	1'35.054	230,9	12:23'22.604
6	20.623	25.934	23.822	24.874	1'35.253	230,9	12:24'57.857
7	20.401	26.069	23.771	25.194	1'35.435	230,9	12:26'33.292
8	20.372	25.978	23.924	24.953	1'35.227	231,9	12:28'08.519
9	20.513	26.106	23.911	25.167	1'35.697	232,9	12:29'44.216
10	20.447	26.344	23.781	28.457	1'39.029	232,9	12:31'23.245
11	20.569	26.410	24.208	24.948	1'36.135	232,9	12:32'59.380
12	20.504	25.806	23.826	24.772	1'34.908	231,9	12:34'34.288
13	20.275	25.894	24.596	25.422	1'36.187	231,4	12:36'10.475
14	20.515	26.312	24.060	25.149	1'36.036	230,4	12:37'46.511
15	20.412	26.164	23.930	24.976	1'35.482	230,9	12:39'21.993
16	20.343	26.417	24.015	25.019	1'35.794	229,9	12:40'57.787
17	20.462	26.280	24.264	24.976	1'35.982	230,4	12:42'33.769
18	20.349	26.104	23.927	24.996	1'35.376	230,4	12:44'09.145
19	20.377	26.437	24.226	25.061	1'36.101	230,4	12:45'45.246
20	20.623	26.437	24.016	25.087	1'36.163	230,9	12:47'21.409

Race Time 32'00.639

RET 11 K. SMITH (1'32.263)							
Lap	Seg.1	Seg.2	Seg.3	Seg.4	Lap Time	km/h	Local Time
1		25.775	23.573	25.003	1'38.962	245,6	12:16'59.732
2	19.728	25.010	23.175	24.418	1'32.331	242,3	12:18'32.063
3	19.770	25.201	23.218	24.119	1'32.308	241,2	12:20'04.371
4	19.900	25.054	23.280	24.029	1'32.263	239,6	12:21'36.634
5	19.740	24.932	23.455	24.341	1'32.468	241,7	12:23'09.102
6	19.908	25.214	23.270	24.126	1'32.518	237,5	12:24'41.620
7	19.784	25.188	23.258	24.288	1'32.518	237,0	12:26'14.138
8	19.896	25.126	23.246	24.048	1'32.316	238,0	12:27'46.454
9	19.786	25.387	23.202	24.117	1'32.492	238,0	12:29'18.946

Race Time 13'58.176

RET 40 A. GYORFI							
Lap	Seg.1	Seg.2	Seg.3	Seg.4	Lap Time	km/h	Local Time
1		26.838	24.516	1'01.149	2'18.528P	233,4	12:17'39.298

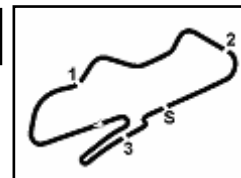
Race Time 2'18.528

07/07/2019 P = Pits In/Out - C = Lap Time Cancelled

These data/results cannot be reproduced, stored and/or transmitted in whole or in part by any manner of electronic, mechanical, photocopying, recording, broadcasting or otherwise now known or herein after developed without the previous express consent by the copyright owner, except for reproduction in daily press and regular printed publications on sale to the public within 60 days of the event related to those data/results and always provided that copyright symbol appears together as follows below.

© DORNA WSBK ORGANIZATION Srl 2019





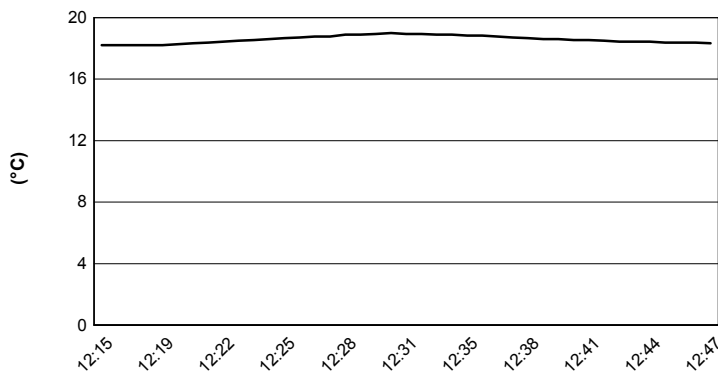
Donington Park 4.023 m

Prosecco DOC UK Round, 5-7 July 2019

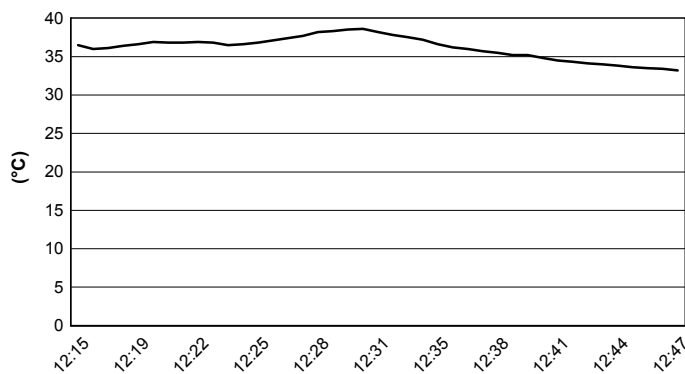
Weather Report Race

Session started 12:15 - Session ended 12:47

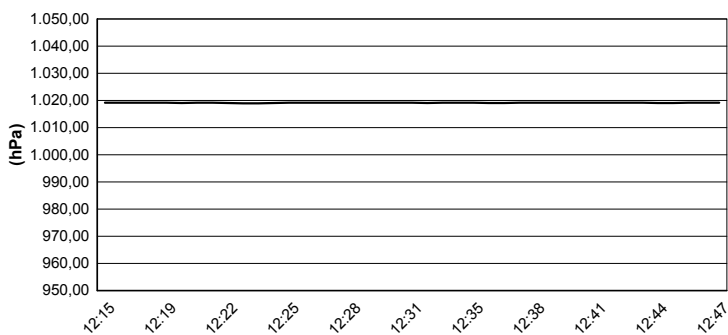
Air Temperature



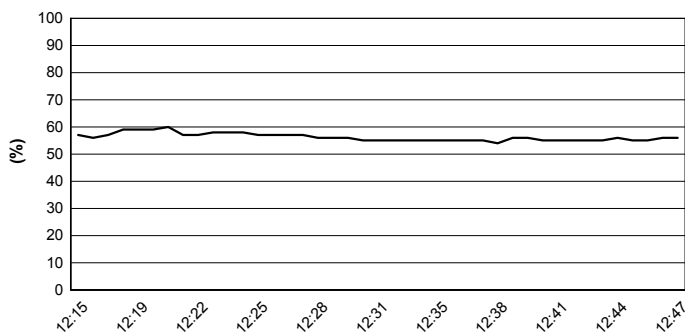
Track Temperature



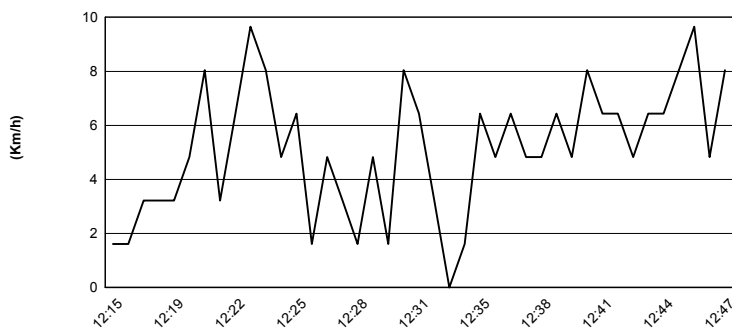
Air Pressure



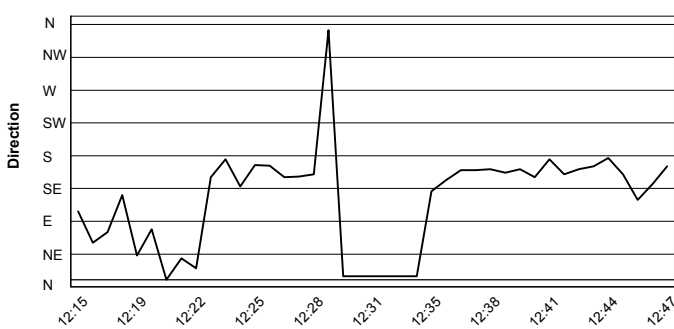
Humidity



Wind Speed



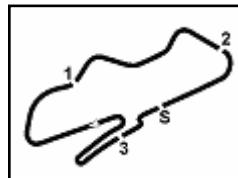
Wind Direction



07/07/2019

These data/results cannot be reproduced, stored and/or transmitted in whole or in part by any manner of electronic, mechanical, photocopying, recording, broadcasting or otherwise now known or herein after developed without the previous express consent by the copyright owner, except for reproduction in daily press and regular printed publications on sale to the public within 60 days of the event related to those data/results and always provided that copyright symbol appears together as follows below.

© DORNA WSBK ORGANIZATION Srl 2019



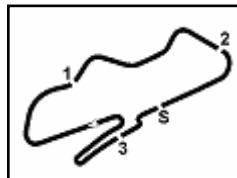
Prosecco DOC UK Round, 5-7 July 2019 Championship Standings

Rank	Rider	Points	Points From First	Points From Previous	February 24	March 17	April 7	April 14	May 12	June 9	June 23	July 7	September 8	September 24	October 13	October 26					
					PHILLIP ISLAND	BURIRAM	ARAGON	ASSEN	IMOLA	JEREZ	MISANO	DONINGTON PARK	PORTIMAO	MAGNY COURS	SAN JUAN	LOSAIL					
1	KRUMMENACHER Randy (SUI)	173			25 1	20 1	25 1	20 1	25 1	20 1	25 1	13 1									
2	CARICASULO Federico (ITA)	158	15		16 3	16 3	16 3	25 2	20 2	25 2	20 2	20 2									
3	CLUZEL Jules (FRA)	132	41	26	20 2	25 1	11 2	13 3	9 3	16 3	13 3	25 3									
4	MAHIAS Lucas (FRA)	82	91	50	4 12	8 9	9 9	11 7	8 6	10 7	16 5	16 4									
5	OKUBO Hikari (JPN)	73	100	9	10 6	10 5	8 5	9 5	13 4	9 4	11 4	3 5									
6	GRADINGER Thomas (AUT)	70	103	3	11 5		13 6	16 4		13 6	7 6	10 6									
7	DE ROSA Raffaele (ITA)	69	104	1		11 11	20 4	8	16 5	11 5	7	11 7									
8	PEROLARI Corentin (FRA)	49	124	20	9 7	5 6	10 6	10 6		7 9	9	8 8									
9	VINALES Isaac (ESP)	45	128	4		13 7	6 10	8 9	10 8	8 8	8	9									
10	SEBESTYEN Peter (HUN)	38	135	7	8 8	4 9	5 11	4 11	6 10	6 10	10	5 10									
11	CRESSON Loris (BEL)	29	144	9	6 10	7 7	2 12	3 12	4 11	4 11	3 11	11									
12	SOOMER Hannes (EST)	28	145	1		6 14		15	7 15	5 15	9 12	1 12									
13	BADOVINI Ayrton (ITA)	26	147	2	1 15	19	22	5 16	11 14	3 14	15	6 13									
14	DANILO Jules (FRA)	24	149	2	7 9	13	4 13	6 13	5 11		12	2 13	14								
15	BARBERA Hector (ESP)	22	151	2	13 4	9 4		8	10	11	12	14	15								
16	FULIGNI Federico (ITA)	11	162	11			3 18	1 20	2 18		18	5 16	16								
17	GABELLINI Lorenzo (ITA)	10	163	1								10 17	17								
18	SMITH Kyle (GBR)	10	163	0			7 14	15	3 16		16	17	17								
19	KENNEDY Jack (IRL)	9	164	1									9 19								
20	VAN STRAALLEN Glenn (NED)	9	164	0	2 14	17	19	7 14	17	17	19	19	19								
21	HARTOG Rob (NED)	9	164	0		2 17	19	2 20	21	1 20	23	4 19									
22	MANFREDI Kevin (ITA)	8	165	1								8 20	22								
23	VAN SIKKELERUS Jaimie (NED)	8	165	0	3 13	3 14	15	16	18	18	21	2 22									
24	JONES Brad (GBR)	7	166	1								7 24									
25	ROCCOLI Massimo (ITA)	6	167	1							6 21	25									

07/07/2019 First Line: Championship Standings - Second Line: Ranking Progression

These data/results cannot be reproduced, stored and/or transmitted in whole or in part by any manner of electronic, mechanical, photocopying, recording, broadcasting or otherwise now known or herein after developed without the previous express consent by the copyright owner, except for reproduction in daily press and regular printed publications on sale to the public within 60 days of the event related to those data/results and always provided that copyright symbol appears together as follows below.

© DORNA WSBK ORGANIZATION Srl 2019



Donington Park 4.023 m

Prosecco DOC UK Round, 5-7 July 2019 Championship Standings

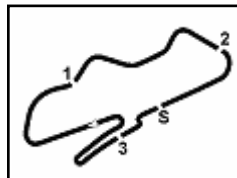
	Points	Points From First	Points From Previous	February 24 PHILLIP ISLAND	March 17 BURIRAM	April 7 ARAGON	April 14 ASSEN	May 12 IMOLA	June 9 JEREZ	June 23 MISANO	July 7 DONINGTON PARK	September 8 PORTIMAO	September 24 MAGNY COURS	October 13 SAN JUAN	October 26 LOSAIL			
26 TOPARIS Tom (AUS)	5	168	1	5 11	16	17	19	20	20	23	26							
27 HERRERA Maria (ESP)	5	168	0		1 19	1 19	22	1 22	2 20	23	26							
28 OTTAVIANI Luca (ITA)	4	169	1							4 26	28							
29 CASADEI Mattia (ITA)	1	172	3							1 27	29							

07/07/2019 First Line: Championship Standings - Second Line: Ranking Progression

These data/results cannot be reproduced, stored and/or transmitted in whole or in part by any manner of electronic, mechanical, photocopying, recording, broadcasting or otherwise now known or herein after developed without the previous express consent by the copyright owner, except for reproduction in daily press and regular printed publications on sale to the public within 60 days of the event related to those data/results and always provided that copyright symbol appears together as follows below.

© DORNA WSBK ORGANIZATION Srl 2019





Donington Park 4.023 m

Prosecco DOC UK Round, 5-7 July 2019 Championship Standings

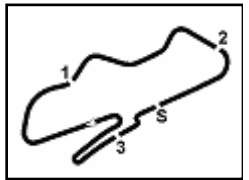
Points	Points From First	Points From Previous	February 24 PHILLIP ISLAND	March 17 BURIRAM	April 7 ARAGON	April 14 ASSEN	May 12 IMOLA	June 9 JEREZ	June 23 MISANO	July 7 DONINGTON PARK	September 8 PORTIMAO	September 24 MAGNY COURS	October 13 SAN JUAN	October 26 LOSAIL	
FIM Europe Supersport Cup															
1 SMITH Kyle (GBR)	10				7 1	1	3 1								

07/07/2019 First Line: Championship Standings - Second Line: Ranking Progression

These data/results cannot be reproduced, stored and/or transmitted in whole or in part by any manner of electronic, mechanical, photocopying, recording, broadcasting or otherwise now known or herein after developed without the previous express consent by the copyright owner, except for reproduction in daily press and regular printed publications on sale to the public within 60 days of the event related to those data/results and always provided that copyright symbol appears together as follows below.

© DORNA WSBK ORGANIZATION Srl 2019





Donington Park 4.023 m

Prosecco DOC UK Round, 5-7 July 2019 Manufacturers Standings

	Points	Points From First	Points From Previous	February 24 PHILLIP ISLAND	March 17 BURIRAM	April 7 ARAGON	April 14 ASSEN	May 12 IMOLA	June 9 JEREZ	June 23 MISANO	July 7 DONINGTON PARK	September 8 PORTIMAO	September 24 MAGNY COURS	October 13 SAN JUAN	October 26 LOSAIL			
1 YAMAHA	200			25 1	25 1	25 1	25 1	25 1	25 1	25 1	25 1							
2 KAWASAKI	95	105		10 2	10 2	9 3	11 2	13 2	10 2	16 2	16 2							
3 MV AGUSTA	75	125	20		11 4	20 2	1 3	16 3	11 3	5 3	11 3							
4 HONDA	52	148	23	8 3	6 3	5 4	6 4	7 4	6 4	9 4	5 4							

07/07/2019 First Line: Championship Standings - Second Line: Ranking Progression

These data/results cannot be reproduced, stored and/or transmitted in whole or in part by any manner of electronic, mechanical, photocopying, recording, broadcasting or otherwise now known or herein after developed without the previous express consent by the copyright owner, except for reproduction in daily press and regular printed publications on sale to the public within 60 days of the event related to those data/results and always provided that copyright symbol appears together as follows below.

© DORNA WSBK ORGANIZATION Srl 2019

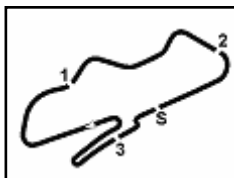
FICR PERUGIA TIMING



Official Tyre Supplier



Official Timekeeper



Prosecco DOC UK Round, 5-7 July 2019 Team Standings

	February 24 PHILLIP ISLAND	March 17 BURIRAM	April 7 ARAGON	April 14 ASSEN	May 12 IMOLA	June 9 JEREZ	June 23 MISANO	July 7 DONINGTON PARK	September 8 PORTIMAO	September 24 MAGNY COURS	October 13 SAN JUAN	October 26 LOSAIL	
1 BARDAHL Evan Bros. WorldSSP Team	331												
KRUMMENACHER Randy	173	25	20	25	20	25	20	25	13				
CARICASULO Federico	158	16	16	16	25	20	25	20	20				
CASADEI Mattia							↑						
2 GMT94 YAMAHA	181 (-150)												
CLUZEL Jules	132	20	25	11	13	9	16	13	25				
PEROLARI Corentin	49	9	5	10	10		7		8				
3 Kawasaki Puccetti Racing	155 (-176)												
MAHIAS Lucas	82	4	8	9	11	8	10	16	16				
OKUBO Hikari	73	10	10	8	9	13	9	11	3				
4 Kallio Racing	135 (-196)												
GRADINGER Thomas	70	11		13	16		13	7	10				
VINALES Isaac	45		13	6	8	10	8						
CRESSON Loris	20	6	7	2	2	4	4	3					
5 MV AGUSTA Reparto Corse	80 (-251)												
DE ROSA Raffaele	69		11	20		16	11		11				
FULIGNI Federico	11			3	1	2		5					
6 CIA Landlord Insurance Honda	62 (-269)												
SEBESTYEN Peter	38	8	4	5	4	6	6		5				
DANILO Jules	24	7		4	6	5		2					
7 Team Pedercini Racing	36 (-295)												
BADOVINI Ayrton	26	1			5	11	3		6				
SMITH Kyle	10			7		3							
8 MPM WILSport Racedays	36 (-295)												
SOOMER Hannes	28		6			7	5	9	1				
VAN SIKKELERUS Jaimie	8	3	3						2				
9 Team Toth	22 (-309)												
BARBERA Hector	22	13	9										
10 Appleyard Macadam Integro	16 (-315)												
KENNEDY Jack	9								9				
JONES Brad	7								7				
11 GOMMA Racing	10 (-321)												
GABELLINI Lorenzo	10							10					
12 Team Hartog - Against Cancer	9 (-322)												
HARTOG Rob	9		2		2		1		4				
13 EAB Racing Team	9 (-322)												
VAN STRAALLEN Glenn	9	2			7								
14 Team Rosso e Nero	8 (-323)												
MANFREDI Kevin	8							8					
15 Team Rosso Corsa	6 (-325)												
ROCCOLI Massimo	6							6					
16 Landbridge Transport Yamaha	5 (-326)												
TOPARIS Tom	5	5											
17 MS Racing	5 (-326)												
HERRERA Maria	5		1	1		1	2						
18 SGM Tecnic	4 (-327)												
OTTAVIANI Luca	4							4					

07/07/2019 * Independent teams

These data/results cannot be reproduced, stored and/or transmitted in whole or in part by any manner of electronic, mechanical, photocopying, recording, broadcasting or otherwise now known or herein after developed without the previous express consent by the copyright owner, except for reproduction in daily press and regular printed publications on sale to the public within 60 days of the event related to those data/results and always provided that copyright symbol appears together as follows below.

© DORNA WSBK ORGANIZATION Srl 2019

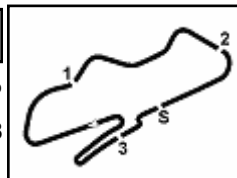
FICR PERUGIA TIMING



Official Tyre Supplier



Official Timekeeper



Prosecco DOC UK Round, 5-7 July 2019

Best Laps & Speeds

No.	Rider Bike	Nat	Best Lap		FP1		FP2		FP3		SP		WUP		RC	
			LL	SPD	LL	SPD	LL	SPD	LL	SPD	LL	SPD	LL	SPD	LL	SPD
1	64 F. CARICASULO Yamaha YZF R6	ITA	1'30.850		1'32.054	1'31.399	1'39.631	1'31.092	1'31.265	1'30.850						
			73	246,7	10	238,5	19	239,0	11	233,8	4	240,1	9	246,7	20	246,7
2	16 J. CLUZEL Yamaha YZF R6	FRA	1'30.888		1'31.374	1'30.888	1'40.662	1'31.862	1'31.141	1'31.091						
			83	246,1	20	240,6	23	239,0	9	231,8	3	236,9	8	243,9	20	246,1
3	21 R. KRUMMENACHER Yamaha YZF R6	SUI	1'30.904		1'31.668	1'31.078	1'40.750	1'32.434	1'31.277	1'30.904						
			84	247,2	21	238,0	21	238,5	9	232,8	4	237,4	9	241,2	20	247,2
4	44 L. MAHIAS Kawasaki ZX-6R	FRA	1'30.940		1'31.600	1'31.392	1'46.563	1'31.812	1'31.452	1'30.940						
			74	242,8	17	234,9	22	231,8	3	223,6	4	233,8	8	241,2	20	242,8
5	3 R. DE ROSA MV Agusta F3 675	ITA	1'31.201		1'32.058	1'31.483	1'40.082	1'31.849	1'31.729	1'31.201						
			84	247,2	19	238,0	22	237,4	10	229,8	4	240,1	9	247,2	20	245,6
6	38 H. SOOMER Honda CBR600RR	EST	1'31.308		1'32.166	1'31.308	1'43.275	1'32.187	1'31.549	1'31.327						
			81	241,2	19	234,3	19	233,8	10	222,7	4	235,9	9	240,1	20	241,2
7	32 I. VINALES Yamaha YZF R6	ESP	1'31.445		1'32.297	1'31.847	1'39.947	1'32.180	1'31.544	1'31.445						
			75	245,0	12	236,4	21	236,4	9	230,3	4	238,0	9	245,0	20	244,4
8	2 B. JONES Yamaha YZF R6	GBR	1'31.488		1'32.550	1'31.909	1'41.874	1'31.908	1'32.228	1'31.488						
			85	243,3	18	234,9	24	239,0	10	223,2	4	233,8	9	243,3	20	242,8
9	36 T. GRADINGER Yamaha YZF R6	AUT	1'31.511		1'32.244	1'32.051	1'44.396	1'32.713	1'31.777	1'31.511						
			81	248,4	19	236,4	21	235,4	8	226,5	4	239,0	9	243,9	20	248,4
10	86 A. BADOVINI Kawasaki ZX-6R	ITA	1'31.601		1'31.945	1'31.601	1'39.758	1'31.908	1'31.896	1'31.996						
			76	243,3	18	234,9	16	234,9	9	228,9	4	232,3	9	239,0	20	243,3
11	94 C. PEROLARI Yamaha YZF R6	FRA	1'31.691		1'32.812	1'32.527	1'42.633	1'32.627	1'31.988	1'31.691						
			86	245,6	20	235,9	24	237,4	11	226,0	4	236,9	7	240,6	20	245,6
12	14 J. KENNEDY Yamaha YZF R6	IRL	1'31.739		1'31.992	1'31.739	1'40.594	1'32.642	1'33.067	1'31.739						
			71	244,4	19	236,4	18	234,9	8	225,5	4	236,4	2	243,9	20	244,4
13	78 H. OKUBO Kawasaki ZX-6R	JPN	1'31.799		1'32.693	1'32.248	1'44.280	1'32.078	1'31.799	1'32.117						
			79	246,7	19	237,4	18	235,4	10	224,6	4	239,6	8	242,8	20	246,7
14	11 K. SMITH Kawasaki ZX-6R	GBR	1'31.935			1'32.468	1'39.124	1'32.267	1'31.935	1'32.263						
			50	245,6		18	233,3	10	230,3	4	235,9	9	243,9	9	245,6	
15	56 P. SEBESTYEN Honda CBR600RR	HUN	1'32.163		1'32.698	1'32.163	1'43.625	1'32.684	1'32.652	1'32.349						
			80	243,9	19	234,3	18	234,9	10	223,6	4	238,0	9	240,1	20	243,9
16	47 R. HARTOG Kawasaki ZX-6R	NED	1'32.381		1'32.886	1'32.381	1'49.363	1'33.189	1'32.955	1'32.699						
			74	243,9	19	231,8	16	233,8	7	221,8	4	234,9	8	235,4	20	243,9
17	10 N. CALERO Kawasaki ZX-6R	ESP	1'32.696		1'33.995	1'33.535	1'45.072	1'35.247	1'32.696	1'33.178						
			71	243,9	20	233,8	10	230,8	10	225,0	4	232,3	7	241,2	20	243,9
18	84 L. CRESSON Yamaha YZF R6	BEL	1'32.737		1'33.365	1'33.295	1'44.433	1'33.701	1'32.737							
			52	244,4	21	238,0	9	233,8	9	227,4	4	237,4	9	244,4		
19	74 J. VAN SIKKELERUS Honda CBR600RR	NED	1'32.928		1'34.530	1'35.205		1'38.065	1'33.540	1'32.928						
			69	240,1	17	231,8	17	229,4			6	232,3	9	238,5	20	240,1
20	95 J. DANILO Honda CBR600RR	FRA	1'33.091		1'34.494	1'33.516	1'38.785	1'34.845	1'33.247	1'33.091						
			76	242,8	18	236,9	18	236,4	8	228,4	5	236,4	7	241,7	20	242,8
21	30 G. VAN STRAALLEN Kawasaki ZX-6R	NED	1'33.096		1'34.868	1'33.677	1'43.420	1'34.970	1'33.235	1'33.096						
			89	243,3	21	235,4	22	237,4	9	226,5	8	235,9	9	243,3	20	242,8
22	4 C. STANGE Honda CBR600RR	GER	1'33.343		1'36.327	1'34.635	1'44.021	1'35.546	1'33.442	1'33.343						
			72	241,2	18	230,3	16	232,3	7	222,7	3	229,4	8	238,0	20	241,2
23	22 F. FULIGNI MV Agusta F3 675	ITA	1'33.406		1'34.631	1'33.820	1'46.634	1'34.963	1'33.577	1'33.406						
			85	243,3	22	236,4	21	235,4	9	228,9	4	236,9	9	242,8	20	243,3
24	66 A. TOLEDO Yamaha YZF R6	ESP	1'33.494		1'36.292	1'34.777	1'46.417	1'38.744	1'34.536	1'33.494						
			84	241,2	21	230,8	23	231,8	9	224,6	2	229,4	9	240,1	20	241,2
25	53 G. SCONZA Honda CBR600RR	ITA	1'34.700		1'37.941	1'36.183	1'43.603	1'36.479	1'35.530	1'34.700						
			78	239,6	21	229,4	17	226,9	7	223,6	4	230,8	9	234,9	20	239,6

07/07/2019

These data/results cannot be reproduced, stored and/or transmitted in whole or in part by any manner of electronic, mechanical, photocopying, recording, broadcasting or otherwise now known or herein after developed without the previous express consent by the copyright owner, except for reproduction in daily press and regular printed publications on sale to the public within 60 days of the event related to those data/results and always provided that copyright symbol appears together as follows below.

© DORNA WSBK ORGANIZATION Srl 2019

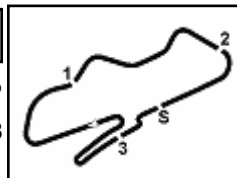
FICR PERUGIA TIMING



Official Tyre Supplier



Official Timekeeper



Donington Park 4.023 m

Prosecco DOC UK Round, 5-7 July 2019
Best Laps & Speeds

2 / 2

No.	Rider Bike	Nat	Best Lap		FP1		FP2		FP3		SP		WUP		RC				
			LL	SPD	LL	SPD	LL	SPD	LL	SPD	LL	SPD	LL	SPD	LL	SPD			
26	40 A. GYORFI Yamaha YZF R6	HUN	1'36.154		1'38.963		1'36.676		1'48.837		1'38.025		1'36.154						
			62	233,3	21	227,9	20	229,8	9	219,1	4	226,9	8	233,3					
27	67 G. MATERN Kawasaki ZX-6R	FRA	1'38.174		1'39.629		1'39.140		1'54.559		1'44.862		1'38.174						
			54	231,8	19	224,1	16	222,3	9	217,8	2	218,7	8	231,8					

07/07/2019

These data/results cannot be reproduced, stored and/or transmitted in whole or in part by any manner of electronic, mechanical, photocopying, recording, broadcasting or otherwise now known or herein after developed without the previous express consent by the copyright owner, except for reproduction in daily press and regular printed publications on sale to the public within 60 days of the event related to those data/results and always provided that copyright symbol appears together as follows below.

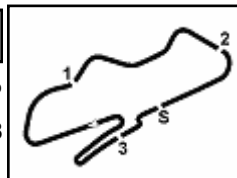
© DORNA WSBK ORGANIZATION Srl 2019

PIRELLI PERUGIA TIMING


Official Tyre Supplier



Official Timekeeper



Prosecco DOC UK Round, 5-7 July 2019

Race Winners

	2016	2017	2018	2019
01 Phillip Island	Krummenacher R. (SUI) KAW	Rolfo R. (ITA) MVA	Mahias L. (FRA) YAM	Krummenacher R. (SUI) YAM
02 Buriram	Cluzel J. (FRA) MVA	Caricasulo F. (ITA) YAM	Krummenacher R. (SUI) YAM	Cluzel J. (FRA) YAM
03 Aragon	Sofuoglu K. (TUR) KAW	Mahias L. (FRA) YAM	Cortese S. (GER) YAM	Krummenacher R. (SUI) YAM
04 Assen	Smith K. (GBR) HON	Sofuoglu K. (TUR) KAW	Cluzel J. (FRA) YAM	Caricasulo F. (ITA) YAM
05 Imola	Sofuoglu K. (TUR) KAW	Sofuoglu K. (TUR) KAW	Cluzel J. (FRA) YAM	Krummenacher R. (SUI) YAM
06 Jerez	Sofuoglu K. (TUR) KAW	Caricasulo F. (ITA) YAM		Caricasulo F. (ITA) YAM
07 Misano	Sofuoglu K. (TUR) KAW	Sofuoglu K. (TUR) KAW	Caricasulo F. (ITA) YAM	Krummenacher R. (SUI) YAM
08 Donington Park	Sofuoglu K. (TUR) KAW	Sofuoglu K. (TUR) KAW	Cortese S. (GER) YAM	Cluzel J. (FRA) YAM
09 Portimao		Sofuoglu K. (TUR) KAW	Mahias L. (FRA) YAM	
10 Magny-Cours	Cluzel J. (FRA) MVA	Tuuli N. (FIN) YAM	Cluzel J. (FRA) YAM	
11 Villicum			Cluzel J. (FRA) YAM	
12 Losail	Smith K. (GBR) HON	Mahias L. (FRA) YAM	Mahias L. (FRA) YAM	

2019

ALL TIMES

4 R. Krummenacher
2 F. Caricasulo
2 J. Cluzel

43 K. Sofuoglu
19 J. Cluzel
16 F. Foret
12 S. Charpentier
12 E. Laverty
11 K. Muggeridge
8 S. Lowes
7 A. Pitt
6 P. Casoli
6 K. Fujiwara
6 S. Chambon
6 J. Teuchert
6 B. Parkes
6 C. Davies
6 M. van der Mark

6 R. Krummenacher
5 C. Crutchlow
5 L. Mahias
5 F. Caricasulo
4 J. Whitham
4 K. Curtain
4 C. Vermeulen
3 I. MacPherson
3 C. Kellner
3 L. Scassa
3 J. Lascorz
3 J. Rea
3 K. Smith
2 R. Xaus
2 J. Brookes

2 A. West
2 P. Jacobsen
2 S. Cortese
1 P. Bontempi
1 P. Riba
1 W. Zeelenberg
1 G. Nannelli
1 J. Vd Goorbergh
1 L. Lanzi
1 A. Badovini
1 Y. Tiberio
1 M. Roccoli
1 R. Rolfo
1 S. Morais
1 M. Pirro

1 G. Rea
1 L. Zanetti
1 N. Tuuli
1 R. Wilairot

07/07/2019

These data/results cannot be reproduced, stored and/or transmitted in whole or in part by any manner of electronic, mechanical, photocopying, recording, broadcasting or otherwise now known or herein after developed without the previous express consent by the copyright owner, except for reproduction in daily press and regular printed publications on sale to the public within 60 days of the event related to those data/results and always provided that copyright symbol appears together as follows below.

© DORNA WSBK ORGANIZATION Srl 2019

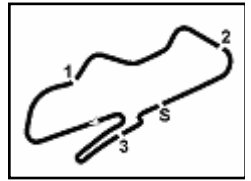
PIRELLI PERUGIA TIMING



Official Tyre Supplier



Official Timekeeper



Donington Park 4.023 m

Prosecco DOC UK Round, 5-7 July 2019
Pirelli Best Lap Award

	Points	Points From First	Points From Previous	February 24 PHILLIP ISLAND	March 17 BURIRAM	April 7 ARAGON	April 14 ASSEN	May 12 IMOLA	June 9 JEREZ	June 23 MISANO	July 7 DONINGTON PARK	September 8 PORTIMAO	September 24 MAGNY COURS	October 13 SAN JUAN	October 26 LOSAIL			
1 KRUMMENACHER Randy (SUI)	3			1	1			1										
2 CARICASULO Federico (ITA)	3	0							1	1	1							
3 MAHIAS Lucas (FRA)	1	2	2				1											
4 DE ROSA Raffaele (ITA)	1	2	0			1												

07/07/2019 First Line: Championship Standings - Second Line: Ranking Progression

These data/results cannot be reproduced, stored and/or transmitted in whole or in part by any manner of electronic, mechanical, photocopying, recording, broadcasting or otherwise now known or herein after developed without the previous express consent by the copyright owner, except for reproduction in daily press and regular printed publications on sale to the public within 60 days of the event related to those data/results and always provided that copyright symbol appears together as follows below.

© DORNA WSBK ORGANIZATION Srl 2019

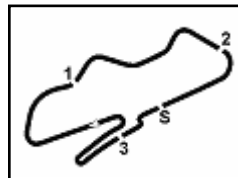
FIK R PERUGIA TIMING



Official Tyre Supplier



Official Timekeeper



Prosecco DOC UK Round, 5-7 July 2019

Rider's Performance

Donington Park 4.023 m

	Points	Points From First	Points From Previous	February 24 PHILLIP ISLAND		March 17 BURIRAM		April 7 ARAGON		April 14 ASSEN		May 12 IMOLA		June 9 JEREZ		June 23 MISANO		July 7 DONINGTON PARK		September 8 PORTIMAO		September 24 MAGNY COURS		October 13 SAN JUAN		October 26 LOSAIL									
				G	R	G	R	G	R	G	R	G	R	G	R	G	R	G	R	G	R	G	R	G	R	G	R	G	R	G	R	G	R	G	R
1 KRUMMENACHER	173			2	1	2	2	3	1	1	2	1	1	1	2	3	1	11	4																
2 CARICASULO	158	15		1	3	3	3	2	3	2	1	2	2	2	1	2	2	1	2																
3 CLUZEL	132	41	26	3	2	1	1	4	5	6	4	3	7	8	3	5	4	4	1																
4 MAHIAS	82	91	50	9	12	9	8	7	7	8	5	7	8	3	6	1	3	2	3																
5 OKUBO	73	100	9	8	6	4	6	9	8	5	7	5	4	6	7	9	5	7	13																
6 GRADINGER	70	103	3	6	5	7	Rt	1	4	7	3	4	Rt	4	4	12	9	15	6																
7 DE ROSA	69	104	1	4	18	5	5	6	2	3	Rt	6	3	5	5	8	Rt	3	5																
8 PEROLARI	49	124	20	14	7	15	11	8	6	9	6			11	9	15	Rt	12	8																
9 VINALES	45	128	4	11	Rt	6	4	5	10	10	8	12	6	9	8	7	27	8	22																
10 SEBESTYEN	38	135	7	13	8	16	12	15	11	17	12	13	10	10	10	20	16	14	11																
11 CRESSON	29	144	9	19	10	13	9	17	14	18	13	16	12	15	12	24	13	17	Rt																
12 SOOMER	28	145	1	10	Rt	11	10	10	17	4	Rt	11	9	12	11	4	7	9	15																
13 BADOVINI	26	147	2	17	15	10	Rt	11	Rt	11	11	8	5	7	13	11	Rt	6	10																
14 DANILO	24	149	2	12	9	12	Rt	18	12	14	10	19	11	13	Rt	21	14	18	21																
15 BARBERA	22	151	2	7	4	8	7	12	Ns																										
16 FULIGNI	11	162	11	5	Rt	20	Rt	14	13	15	15	17	14	16	Rt	17	11	19	18																
17 GABELLINI	10	163	1													10	6																		
18 SMITH	10	163	0					13	9	16	Rt	18	13		Rt	13	19	10	Rt																
19 VAN STRAALLEN	9	164	1	22	14	19	16	19	16	13	9	14	Rt	20	20	26	20	20	16																
20 HARTOG	9	164	0			17	14			12	14	22	16	19	15	18	18	16	12																
21 KENNEDY	9	164	0															13	7																
22 VAN SIKKELERUS	8	165	1	20	13	14	13	16	Rt	19	17	21	17	24	18	19	Rt	14																	
23 MANFREDI	8	165	0													22	8																		
24 JONES	7	166	1															5	9																
25 ROCCOLI	6	167	1									9	Rt			14	10																		
26 TOPARIS	5	168	1	15	11																														
27 HERRERA	5	168	0	18	16	18	15	20	15	24	19	15	15	14	14	29	Ex																		
28 OTTAVIANI	4	169	1									10	18			6	12																		
29 CASADEI	1	172	3													16	15																		

SP = Superpole - R = Race

Ns = Did Not Start - Rt = Retired - Ex = Excluded

07/07/2019

These data/results cannot be reproduced, stored and/or transmitted in whole or in part by any manner of electronic, mechanical, photocopying, recording, broadcasting or otherwise now known or herein after developed without the previous express consent by the copyright owner, except for reproduction in daily press and regular printed publications on sale to the public within 60 days of the event related to those data/results and always provided that copyright symbol appears together as follows below.

© DORNA WSBK ORGANIZATION Srl 2019

FICR PERUGIA TIMING



Official Tyre Supplier



Official Timekeeper